

## THE EXPRESSION OF INSPIRATION

This is the All-New 2015 Chrysler 200. Our next-generation midsize sedan is designed, engineered and built to compete with the very best vehicles in the industry.

**MSRP\* Starting at:**

**\$21,700**

**Cash allowance+ up to:**

**\$1,000**

### 2015 Chrysler 200 LX



MSRP\* Starting at: \$21,700

[See Details](#) | [Build & Price](#)

### 2015 Chrysler 200 Limited



MSRP\* Starting at:\$23,255

[See Details](#) | [Build & Price](#)

### 2015 **Chrysler 200S**



MSRP\* Starting at:\$24,495

[See Details](#) | [Build & Price](#)

### 2015 **Chrysler 200C**



MSRP\* Starting at:\$25,995

[See Details](#) | [Build & Price](#)

## HighLights

[Top](#)

# INGENUITY AND VALUE AT EVERY TURN



**UP TO 36 HIGHWAY MPG+**

The advanced engineering of the All-New 2015 Chrysler 200 results in highly efficient, refined performance. The fuel economy ratings speak for themselves.

The 2.4L Tigershark® MultiAir® II four-cylinder engine provides up to 36 highway mpg+, while the available 3.6L Pentastar® V6 engine delivers up to 31 highway mpg+ with 295 horsepower.

**AVAILABLE BEST-IN-CLASS 295 HORSEPOWER**



The All-New 2015 Chrysler 200 delivers exceptional power. You can choose the 184-horsepower 2.4L Tigershark® MultiAir® II four-cylinder engine which delivers 173 lb-ft of torque or the available 295-horsepower 3.6L Pentastar® V6 engine which delivers 262 lb-ft of torque. With the available V6 engine, the All-New 2015 Chrysler 200 has more available horsepower than Honda Accord, Toyota Camry, Ford Fusion and Chevrolet Malibu+.


#### CLASS-EXCLUSIVE NINE-SPEED AUTOMATIC TRANSMISSION\*



The all-new nine-speed automatic transmission includes a Rotary E-shift. The Rotary E-shift features a wide gear ratio spread that provides smooth, indecipherable transfer between gears and efficiency in all gears and speeds. It operates electronically rather than mechanically, requiring less interior space for components. The Chrysler 200 is the only car in the segment to offer a nine-speed automatic transmission+.

Steering wheel-mounted paddle shifters are standard on all Chrysler 200S models and 200C AWD models. They are included on 200C front-wheel drive models when equipped with the available 3.6L Pentastar® V6 engine.

#### SAFETY AND SECURITY FEATURES




The All-New 2015 Chrysler 200 offers more advanced standard and available safety and security features than any other vehicle in its class+.

All Chrysler 200 models include steel cage construction and eight airbags+ that help deliver excellent occupant protection in front, side and rear impacts.

Advanced accident avoidance features include available Lane Departure Warning+ with Lane Keep Assist and class-exclusive features including available Adaptive Cruise Control+ with Stop and Go functionality+, available Forward Collision Warning+ with Active Braking+, available Parallel Park Assist with Full Stop+ and available Perpendicular Park Assist+.

## HIGHLY ADVANCED ALL-WHEEL DRIVE



The most technologically advanced available All-Wheel-Drive (AWD) system in its class+ is an anticipatory, fully pre-emptive system that requires no driver input. It combines a driveline disconnect function, the Electronic Stability Control systems and powertrain controls in real time.

## 5 YEARS / 100,000 MILES WE'VE GOT YOU COVERED



### 5-YEAR / 100,000-MILE

**ROADSIDE ASSISTANCE SERVICE** Provides jump start assistance, out of gas/fuel delivery, tire service, lockout service and towing.



### 3-YEAR / 36,000-MILE

**BASIC LIMITED WARRANTY** Provides bumper-to-bumper coverage for your vehicle, from the body to the electrical system.



### 5-YEAR / 100,000-MILE

**POWERTRAIN LIMITED WARRANTY** Covers the cost of all parts and labor to repair a covered powertrain component; engine, transmission and drive system.

## Photos

- [Exterior](#)
- [Interior](#)

[Top](#)



















[MORE PHOTOS](#)























[MORE PHOTOS](#)

## Exterior

- [Design](#)
- [Grilles](#)

- [Paint](#)
- [WHEELS](#)
- [LIGHTING](#)
- [EXHAUST](#)

[Top](#)



< >

## DESIGNED FOR THE ROAD BEST TRAVELED

The exterior design of the All-New 2015 Chrysler 200 sedan blends coupe-like proportions with highly refined fit and finish. A dynamic stance, wind-swept profile, finely sculpted curves and aggressive wheel-to-body proportions result in a sophisticated road presence.

The exterior design is more than beautiful. The All-New 2015 Chrysler 200 has unsurpassed aerodynamics in its class+. More than 600 hours of wind tunnel refinements resulted in a vehicle that slips through the wind with impressive efficiency.





<>

## AN ELEGANT FIRST IMPRESSION

The front end is distinctive with a slim horizontal-oriented grille that flows seamlessly into the headlamps and a dramatic, large lower grille intake.

The lower intake carries a horizontal blade texture on Chrysler 200 LX and Limited models or a mesh texture on 200S and 200C models.

The upper grille (on all models) and lower intake (on most models) carry “ribbon-like” chrome, gloss black or satin silver elements that provide geometric balance and a premium, fluid appearance.

The Chrysler wing badge is elegantly centered in the upper grille.



## EXTRAORDINARY PAINT TECHNOLOGY

Ten exterior colors are offered on the All-New 2015 Chrysler 200. The available Lunar White Tri-Coat Pearl color features a new paint color technology that results in a three-dimensional color appearance.

World Class Manufacturing includes new paint application technologies that assure superb luster and appearance of the exterior paint.



<>

## MAKING MOVES LIKE IT'S YOUR JOB

Wheels can change the character of a vehicle - from sporty to sophisticated, playful to polished. The All-New 2015 Chrysler 200 offers eight different wheel designs in 17-, 18- and 19-inch sizes. Throw on your best shoes and step up your game.

### FEATURE AVAILABILITY

- (A) 17-Inch Steel Wheels, standard on Chrysler 200 LX
- (B) 17-Inch Tech Silver Aluminum Wheels, standard on Chrysler 200 Limited
- (C) 18-Inch Satin Carbon Aluminum Alloy Wheels, standard on Chrysler 200S
- (D) 17-Inch Satin Silver Aluminum Wheels, standard on Chrysler 200C

- (E) 18-Inch Polished Cast Aluminum Wheels, standard on Chrysler 200C AWD
- (F) 18-Inch Satin Silver Aluminum Wheels, available on Chrysler 200 Limited
- (G) 19-Inch Hyper Black Aluminum Wheels, available on Chrysler 200S
- (H) 19-Inch Gray/Polished Spoke Aluminum Wheels, available on Chrysler 200C



<>

## NEVER LOSE SIGHT OF THINGS

Standard projector headlamps help broaden road visibility and help reduce perceived glare to oncoming vehicles due to a wider light spread pattern.

Available High-Intensity Discharge (HID) headlamps feature bright-white beams that mimic natural daylight and result in clear, crisp visibility.

The available Automatic High-Beam Control Headlamp System switches automatically from high- to low-beam when it detects ambient light from oncoming traffic, to provide the maximum amount of light for nighttime driving. Automatic High-Beam Control Headlamps are part of the SafetyTec™ Package available on the Chrysler 200C.

The exterior lighting on the Chrysler 200 also showcases advanced LED technology with contemporary LED taillamps, available LED fog lamps and available LED daytime running lamps.

The Premium Light Group is available on all Chrysler 200S and 200C models. The group includes both the High-Intensity Discharge headlamps with LED Daytime Running Lamps and the LED fog lamps.



## PERFORMANCE CUES ADD EXCITEMENT

The Chrysler 200S and V6 engine-equipped models include dual trapezoidal exhaust tips that feature a chrome surround. The exhaust tips are mounted into the rear fascia. This ensures a consistent fit and proper clearance between the chrome tips and the fascia throughout the life of the vehicle.

### Interior

- FLY-THROUGH
- CONSOLE
- SEATS

- STEERING
- Sunroof

Top



{video Embed}

## FLY- THROUGH

Unique center console design that blends appearance, storage, functionality, ergonomics, and connectivity.



## FOR EVERYTHING THERE IS A PLACE AND PURPOSE

The All-New 2015 Chrysler 200 redefines the sedan interior. A traditional center console is replaced with one that is ergonomic and space efficient. It combines a Rotary E-Shift, climate controls, the Electric Park Brake and connectivity functions with uncommon storage features.

The pass-through storage area includes a rubber mat surface and is large enough to carry an electronic tablet.

A connection to a USB or auxiliary media hub is located under the cup holder.

Controls for the available dual-zone automatic temperature control are in easy reach and simple to use.



## A FIRST-CLASS CABIN FOR FIVE

The sport-sculpted seats are well bolstered for a high level of comfort and support. The All-New 2015 Chrysler 200 has unsurpassed front and rear shoulder room<sup>+</sup> so you can stretch out.

An eight-way power driver's seat with four-way power lumbar adjustment is available. Heated front seats are available along with ventilated front seats. A memory feature is available for the power driver's seat position, exterior power mirrors and radio station presets.

The rear seat features 60/40 split seatbacks for trunk storage flexibility. In fact, the trunk holds 16 cubic feet of space.





## A FIRM COMMAND HANDLED WITH A SOFT TOUCH

A newly designed steering wheel includes Cruise Control and control switches for audio and available voice command, all of which bring a new level of technical sophistication to the All-New 2015 Chrysler 200.

The steering wheel on select 200 models includes integrated paddle shifters. A heated steering wheel is also available, delivering a level of warmth that can be turned on or off using the Uconnect® System.



## A WIDE OPEN VIEW

The All-New 2015 Chrysler 200 offers a choice of two available sunroofs – the standard-sized power sunroof and the significantly larger dual-pane sunroof. The dual-pane sunroof system covers a large portion of the roof area, providing a glass surface above both front and rear seats for enjoyment by all passengers.

## Safety and security

[Top](#)

## CONFIDENCE AND CONTROL BEHIND THE WHEEL

The All-New 2015 Chrysler 200 offers more advanced standard and available safety and security features than any other vehicle in its class\*. These sophisticated systems help protect occupants and assist in maintaining vehicle control, because peace of mind isn't a luxury. It's a necessity.



EIGHT AIRBAGS\* TO HELP PROTECT OCCUPANTS IN THE EVENT OF A COLLISION

Every 2015 Chrysler 200 is equipped with eight airbags\*.



ADAPTIVE CRUISE CONTROL (ACC) WITH STOP AND GO FUNCTIONALITY\*

ACC with Stop and Go functionality will bring the vehicle to a full stop then re-engage Cruise Control as traffic begins to move.

The All-New 2015 Chrysler 200C is the only vehicle in its class to offer stop and go functionality with its available ACC system\*.



BLIND SPOT MONITORING\*

The Blind Spot Monitoring System\* helps you make safer lane changes by alerting you when a vehicle enters your blind spot zone.




#### CLASS-EXCLUSIVE AVAILABLE FORWARD COLLISION WARNING WITH ACTIVE BRAKING

Class-exclusive available Forward Collision Warning (FCW) with Active Braking+ alerts the driver when his/her vehicle is too close to a preceding vehicle. The active braking feature will engage if the driver does not respond, to help alleviate potential impact.



#### LANE DEPARTURE WARNING WITH LANE KEEP ASSIST

Lane Departure Warning+ with Lane Keep Assist measures the vehicle's position within lane boundaries and monitors the vehicle's movement. The system alerts the driver during unintentional lane drifts and will help gently nudge the vehicle back into the lane.



#### SEE WHAT'S BEHIND YOU

The class-exclusive available ParkView+ Rear Back Up Camera+ with dynamic gridlines displays a high-resolution image of the area behind the vehicle to help assist you when parking and backing out of your parking spot.



#### NOW PARK WITH A LITTLE HELP

With the available Parallel and Perpendicular Park Assist system<sup>+</sup> the All-New 2015 Chrysler 200 can practically park itself. The guidance system controls the steering angle while you follow on-screen directions for the gear position, brake and accelerator.



#### PULLING OUT THE STOPS FOR SAFETY

The All-New 2015 Chrysler 200 is the only car in its class with a standard Electric Park Brake with Safehold feature<sup>+</sup>. It engages the parking brake if the driver may have exited the vehicle without shifting into Park.



#### FOUR-CHANNEL ELECTRONIC STABILITY CONTROL<sup>+</sup> (ESC)

Four-channel ESC links the vehicle's dynamic control systems to help the driver maintain directional control under performance-demanding or adverse conditions.



THE MOST TECHNOLOGICALLY ADVANCED AVAILABLE AWD SYSTEM IN ITS CLASS

The available All-Wheel-Drive (AWD) system is always active, seamlessly engaging AWD at any speed and automatically disengaging power to the rear axle when not needed. The AWD System provides excellent traction, efficiency and dynamic performance under a variety of conditions.



KEYLESS ENTER 'N GO™

Keyless Enter 'n Go™ automatically unlocks the driver's door when you pull the handle if the key fob is in close proximity. The All-New 2015 Chrysler 200 is the only vehicle in its class to come standard with passive entry+.

An alarm will sound if the ultrasonic security system detects movement in the cabin+.



YOUR SAFETY AND SECURITY CAN'T WAIT

9-1-1 Call+ connects you directly with Emergency Assistance. So when help is needed, just press the 9-1-1 button to connect to a 9-1-1 operator.

## Performance

- FUEL EFFICIENCY
- POWER
- HANDLING
- Sport Mode
- ALL-WHEEL DRIVE

Top



## STRETCH YOUR POWER FARTHER

The 184-horsepower 2.4L Tigershark® MultiAir® II four-cylinder engine delivers an impressive 36 highway mpg<sup>+</sup> without sacrificing performance.

The available 295-horsepower 3.6L Pentastar® V6 engine is highly efficient as well, providing 32 highway mpg<sup>+</sup>.

Both engines are paired with the new class-exclusive nine-speed automatic transmission<sup>+</sup> featuring a Rotary E-shift.

[View More About Fuel Efficiency >](#)



<>

## THE RIGHT ENGINE IS EVERYTHING

The All-New 2015 Chrysler 200 comes with two powerful and efficient engines. It features a 2.4L Tigershark® MultiAir® II four-cylinder engine that delivers 184 horsepower and 173 lb-ft of torque. Its MultiAir technology helps increase low engine torque, improve efficiency and reduce CO<sub>2</sub> emissions.

For even more power you can choose the available award-winning 3.6L Pentastar® V6 engine with dual Variable Valve Timing (VVT). With the V6 engine, the All-New 2015 Chrysler 200 has Best-in-Class available 295 horsepower+ and 262 lb-ft of torque.

Both engines are paired with the new class-exclusive nine-speed automatic transmission+ featuring a Rotary E-shift.






## COMPOSURE IS EVERYTHING

The MacPherson front strut suspension and independent multilink rear suspension provide an excellent balance of smooth ride and responsive handling.



It is the most advanced Sport Mode in its class<sup>+</sup>

Sport Mode enhances the driving experience by enabling sport-tuned modifications to the steering, throttle, transmission shift points, Electronic Stability Control<sup>+</sup>, Adaptive Cruise Control<sup>+</sup> and the available all-wheel-drive system.



## HIGHLY ADVANCED ALL-WHEEL DRIVE

The most technologically advanced available All-Wheel-Drive (AWD) system in its class- is an anticipatory, fully pre-emptive system that requires no driver input. It combines a driveline disconnect function, the Electronic Stability Control systems and powertrain controls in real time.

### FULLY-DISCONNECTING REAR AXLE

By utilizing an automatic disconnect to the rear axle, the system completely disengages power to the non-driven axle when front-wheel-drive performance is sufficient and fuel efficiency is maximized.

### TORQUE VECTORING

Based on conditions, driving style, road surface and more, the AWD system anticipates and delivers infinitely variable torque split combinations between the front and rear wheels to enable optimal traction. The system performs these torque splits in milliseconds.

This system seamlessly engages AWD at any speed, helping to provide excellent traction,

efficiency and dynamic performance on a variety of surfaces and under a wide variety of conditions.

## Technology

[Top](#)

# UCONNECT® 8.4AN SYSTEM



The available Uconnect® 8.4AN System includes a high-resolution 8.4-inch touchscreen, navigation, an AM/FM HD Radio®, SiriusXM® Satellite Radio®, the Alpine® 506-watt 10-speaker premium sound system, Integrated Voice Command with Bluetooth®, one year of Uconnect® Access® and 5 year trial of Uconnect® Access Via Mobile®.

## UCONNECT® 5.0 SYSTEM



Standard on all 2015 Chrysler 200 models except the LX, the Uconnect® 5.0 System includes a high-resolution 5-inch touchscreen, one year of SiriusXM® Satellite Radio+, Integrated Voice Command, Bluetooth® Streaming Audio, a media hub with compatible mobile device integration and more.

#### 7-INCH CUSTOMIZABLE DRIVER INFORMATION DISPLAY



The new available premium Driver Information Display (DID) delivers real-time information on performance, navigation and vehicle status using full color, incredibly crisp graphics that are seamlessly integrated with the analog instrumentation. The DID display allows for a wide range of customization, including the displays for audio, digital speedometer, compass, temperature, fuel economy, trip computer, navigation, tire pressure monitor, maintenance notifications and engine performance.

#### SMART REMOTE START



The available Smart Remote Start<sup>+</sup> system operates from as far as 200 feet. The system not only starts the vehicle, but it can be programmed to activate the climate control and (if equipped) the available heated and ventilated seats and heated steering wheel depending on temperatures outside and inside the vehicle.

#### KEYLESS ENTER 'N GO™



With the key fob in the vehicle proximity, Keyless Enter 'n Go™ automatically unlocks the driver's door when you pull the handle or unlocks the trunklid when you press the access button without using the key fob.

The All-New 2015 Chrysler 200 is the only vehicle in its class to offer passive entry as standard equipment<sup>+</sup>.

#### START/STOP BUTTON

