

Seven billion people. One road.

Movement is the universal language of personal freedom. Our founder Louis Chevrolet spoke it fluently. As a Swiss immigrant, he came to North America with a dream of racing cars. He wished for everyone – not just the rich or entitled – to experience the exhilaration he felt behind the wheel.

In 1911, he began building his first car. One hundred years later, a new Chevrolet is sold every 6.6 seconds. That amounts to 4.76 million vehicles in more than 140 countries – more than Louis Chevrolet could ever have imagined.

The depth of our heritage and passion is evident in everything we do here at Chevrolet. It's ingrained in the bold design, spirited performance, proven durability and exceptional value our drivers enjoy. It empowers us to be leaders in innovation. And it inspires us to continuously raise the bar – today, tomorrow and into what promises to be a bright future.

Currently, we are pioneering new propulsion technologies to meet the demanding energy and environmental needs of a global automotive brand. We're also employing alternative energy sources and investing in fuel-saving technologies to help reduce our carbon footprint with the goal of reducing 8 million metric tons of carbon dioxide emissions over the next few years.

Our global reach is expanding, yet our mission remains the same. We want every customer to feel like family – no matter where you are in the world. And no matter where you're going, we want you to enjoy the ride in a Chevrolet.

From the vision of one man to the movement of millions, it's been a remarkable journey. And at Chevrolet, we're just getting started.



facebook.com/
chevroletcanada



twitter.com/
chevroletcanada



youtube.com/
chevroletcanada



Chevyton.ca



CHEVROLET.CA

Go to getscanlife.com on your smartphone, download the free application then scan the code above for exclusive content.

190-13-B-016E

2013 SILVERADO HD



OUR MOST POWERFUL HEAVY DUTY YET.



Silverado 3500HD DRW Crew Cab Long Box LTZ 4x4 shown in Silver Ice Metallic with available features.

When only a dependable powerhouse of a pickup will do, Silverado HD is ready to take your job and handle it. The available Duramax® 6.6L Turbo Diesel V8 and legendary Allison® transmission generate an earth-shaking 397 horsepower and 765 lb.-ft. of torque – with a maximum fifth-wheel trawling capacity of 10,478 kg (23,100 lb.). That's more than either the Ford F-350 Super Duty and RAM 3500 Heavy Duty pickups.¹ Silverado HD's work ethic is built on a solid foundation – with the only full-length fully boxed high-strength steel frames in the HD segment. It allows you to haul up to 3276 kg (7222 lb.) of payload.² The one-and-only 2013 Chevy Silverado HD.

chevrolet.ca

¹ 2013 Chevrolet Silverado HD fifth-wheel towing of 10,478 kg (23,100 lb.) based on model K30903 DRW with available Duramax® Turbo-Diesel engine. Competitive information based on comparably equipped 2012 model year models available at time of printing. ² Requires regular cab model and gas engine. Maximum payload capacity includes weight of driver, passengers, optional equipment and cargo.



TOW UP TO 10,478 KG (23,100 LB)¹

When a truck can tow more than 10,000 kg, all the components must be engineered to handle the punishment. Beyond a super rigid frame, Silverado HD incorporates large front brake rotors that measure a full 350 mm (13.8 in.) in diameter. Trailer-specific features include Auto Grade Braking that automatically downshifts on long, steep descents to reduce brake wear and an available Integrated Trailer Brake Controller. In addition, a heavy-duty hitch provides a super-strong link between truck and trailer. Super strong – an apt description for this heavy-duty pickup’s trailering capabilities.

DIESEL EXHAUST BRAKE SYSTEM

Diesel exhaust braking helps slow heavy loads when you’re towing downhill. The system evaluates load and grade, and uses the turbocharger to create the necessary back pressure to slow your rig and help reduce brake use. Included with the available Duramax® Turbo Diesel V8 engine and Allison® transmission.

AUTO GRADE BRAKING

Auto grade braking is one more way Silverado HD makes trailering easier. This standard HD technology works with cruise control to maintain vehicle speed on long, steep descents.

AUTOMATIC LOCKING REAR DIFFERENTIAL

This GM segment-exclusive feature directs power to the wheel that has the most traction on slick or slippery road surfaces.

REAR VISION CAMERA

The available rear vision camera, integrated into the rear-view mirror or the navigation system if so equipped, makes hooking up the easiest part of trailering.

Silverado 3500HD DRW Crew Cab Long Box LTZ 4x4 shown in Silver Ice Metallic with available features.

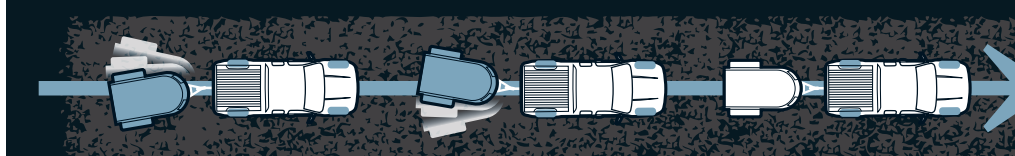


TOW/HAUL MODE

Standard Tow/Haul mode adjusts the shift schedule on the automatic transmission so it isn’t “hunting” for the correct gear while towing or hauling.

STABILITRAK® WITH TRAILER SWAY CONTROL

The StabiliTrak® Electronic Stability Control System works in conjunction with Trailer Sway Control² to keep your vehicle – and your trailer – on the path being steered by sensing a loss of lateral traction and responding by adjusting the engine output and brakes accordingly. And when you’re trailering in hilly terrain, Hill Hold Assist² holds the truck stationary for about a second after the brake is released, giving you time to accelerate before the truck can roll backward.



¹ Requires fifth-wheel hitch and Model K30903 with available Duramax Turbo-Diesel engine. Maximum trailer weight ratings are calculated assuming a base vehicle, except for any option(s) necessary to achieve the rating, plus driver. The weight of other optional equipment, passengers and cargo will reduce the maximum trailer weight your vehicle can tow. See your Chevy dealer for additional details. ² Single rear wheel models only.



The strongest Silverado HD ever is built on a massive, fully boxed steel frame. That's how Silverado HD can haul payloads of up to 3276 kg (7222 lb).¹ You won't find a full-length, fully boxed frame on a Ford F-250 or F-350. But strength also comes from flexibility, and Silverado HD has a suspension that is specifically tuned to handle heavy loads and rough roads, while at the same time delivering a surprisingly smooth ride.

The front suspension features huge precision-machined, forged upper control arms and torsion bars, along with the largest steering gear we've ever used on a heavy-duty truck, which supports a front gross axle weight rating of up to 2722 kg (6000 lb).² If you need big and strong, Silverado HD has it.




INDUSTRIAL STRENGTH


Flint Assembly Plant, Flint, Michigan

BEST COVERAGE IN CANADA

Silverado is backed with the best coverage of any full-size pickup in Canada, including a 3-year/60,000 km New Vehicle Limited Warranty,³ a 5-year/160,000 km Powertrain Component Limited Warranty, with \$0 deductible,³ 5-year/160,000 km Courtesy Transportation³ and 5-year/160,000 km 24/7 Roadside Assistance.³

¹ Requires Regular Cab model C30903 and gas engine. Maximum payload capacity includes weight of driver, passengers, optional equipment and cargo. ² Requires available Snow Plow Prep Package. ³ Whichever comes first. Conditions and limitations apply. See dealer for details.





765 LB.-FT. OF DURAMAX[®] MUSCLE



Whether you're pulling a loaded trailer through the mountains or blasting snow from an unpaved road, torque is the force that gets you – and whatever you need to move – rolling from a dead stop. Here's where our dynamic duo, the available Duramax[®] 6.6L Turbo-Diesel V8 engine and Allison[®] 6-speed automatic transmission, earns its legendary status with 397 horsepower and 765 lb.-ft. of torque. The other powerful choice: a standard 360 horsepower Vortec[™] 6.0L V8 gas engine with Variable Valve Timing (VVT) that's teamed with a Hydra-Matic[®] 6-speed automatic transmission

that features a “steep” first gear that maximizes acceleration and a “tall” overdrive top gear for quiet, low-rpm highway cruising.

NEW COMPRESSED NATURAL GAS (CNG) OPTION

A new “bi-fuel” factory option – available on 2500HD Extended Cab models – for the Vortec[™] 6.0L V8 allows Silverado HD to run on gasoline or compressed natural gas (CNG). The truck has the capability to switch seamlessly between the two fuels.

ENGINE	HP @ RPM	TORQUE @ RPM	STANDARD TRANSMISSION
VORTEC [™] 6.0L V8 (2500HD)	360 @ 5400	380 @ 4200	Hydra-Matic [®] 6-speed automatic overdrive
VORTEC [™] 6.0L V8 (3500HD)	322 @ 4400	380 @ 4200	Hydra-Matic [®] 6-speed automatic overdrive
Duramax [®] 6.6L Turbo-Diesel V8 (2500HD and 3500HD)	397 @ 3000	765 @ 1600	Allison [®] 1000 6-speed automatic overdrive

Silverado 2500HD Crew Cab LTZ 4x4 shown in Victory Red with available Z71 Plus Package.

Adventures await. The available Z71 Plus Package has what it takes to get you there with 35 mm deflection-disc twin-tube shocks, off-road jounce bumpers, a 33 mm front stabilizer bar and a Skid Plate Package. The Z71 Plus Package has a bold look to match its legendary capability. The Z71's styling features are listed below.

01

Z71 GRAPHICS

Enhanced, colour-coordinated Z71 graphics are applied to the pickup box.

02

BODY-COLOURED ACCENTS

Body-coloured outside rear-view mirrors (2500HD models) and body-coloured exterior door handles add colour-coordinated style.

03

POLISHED ALUMINUM WHEELS

Massive 18" polished forged aluminum wheels and all-terrain blackwall tires are unique to Z71.

04

UNIQUE FRONT STYLING

Z71-only body-coloured bumper, chrome grille with body-coloured surround, and fog lights set Silverado Z71 Plus Package apart.





Silverado 3500HD Crew Cab LTZ interior shown in Light Cashmere with available features.



Silverado 3500HD Crew Cab LTZ instrument panel shown in Light Cashmere with available features.



ROOM FOR EVERYTHING

Silverado LTZ has the room and functionality you want, with a cavernous centre console, front and rear storage areas, and a one-hand flip-up rear bench seat on Crew Cab and Extended Cab models.



POWER ADJUSTABLE PEDALS

Find your perfect driving position with power adjustable accelerator and brake pedals. This unexpected luxury is available on LT and LTZ models. An adjustable steering column is standard on all models.



DUAL-ZONE AUTOMATIC TEMPERATURE CONTROL

Here's another thoughtful interior detail – standard on LTZ and available on LT – that you and your passengers will appreciate all year long.



HEATED AND COOLED FRONT SEATS

Heated and cooled, leather-appointed front bucket seats with power 10-way adjusters are available on Silverado LTZ.



01

BLUETOOTH®

Make, answer and end calls without taking your hands off the wheel or your eyes from the road. Just tap the steering wheel-mounted controls and you're in touch. Bluetooth® wireless hands-free technology for select phones is standard on all models.



02

TOUCH-SCREEN NAVIGATION

The available touch-screen navigation system displays maps and information to help you find your way. It also plays XM Satellite Radio™ – or you can listen to music from your CDs or MP3 player. To further customize your tunes, plug your iPod® or even a music-loaded flash drive directly into an available USB port. The available rear vision camera display, integrated into the navigation screen, features guidelines to help direct you into spaces and provides a clear view for trailer hookups.



03

ONSTAR®² DIRECTIONS & CONNECTIONS

In a collision, vehicle sensors can automatically alert a trained OnStar® Advisor, who can request that emergency help be sent to your exact location, even if you can't respond. Turn-by-Turn Navigation gives you voice-guided directions to help you find your way. It's standard on all models for six months.

ONSTAR REMOTELINK™ MOBILE APP

With the OnStar RemoteLink™ mobile app, you can start your vehicle (if so equipped), lock or unlock your doors, check the amount of gas in the tank and perform a host of other functions, all remotely via your mobile device.

¹ Available in 10 Canadian provinces and the 48 contiguous United States. Subscription sold separately after trial period. Visit xmradio.ca for details.

² Visit onstar.ca for coverage map, details and system limitations. Services vary by model and conditions. OnStar® acts as a link to existing emergency service providers.

³ Available on select iPhone®, Android™ and BlackBerry® (interim availability) devices. Services vary by phone, model and conditions. Requires active OnStar® subscription.

SILVERADO HD MODEL SELECTOR

SERIES	Cab Type	Model Number	Engine Type	Drivetrain	Box Length (ft. in.)	Wheelbase mm (in.)	GVWR Max. kg (lb.)	Payload Max. kg (lb.)	Gross Towing Capacity* Max. kg (lb.)	
2500HD	Regular Cab	C20903	Vortec 6.0L Gas	2WD	8'	3396 (133.7)	4218 (9300)	1665 (3670)	6668 (14,700)	
		C20903	Vortec 6.0L Gas	2WD	8'	3396 (133.7)	4536 (10,000)	1911 (4212)	4536 (10,000)	
		C20903	Duramax 6.6L Diesel	2WD	8'	3396 (133.7)	4490 (9900)	1556 (3431)	8074 (17,800)	
		K20903	Vortec 6.0L Gas	4x4	8'	3396 (133.7)	4309 (9500)	1605 (3538)	6532 (14,400)	
		K20903	Duramax 6.6L Diesel	4x4	8'	3396 (133.7)	4490 (9900)	1397 (3079)	7938 (17,500)	
		C20753	Vortec 6.0L Gas	2WD	6'6"	3663 (144.2)	4309 (9500)	1575 (3473)	6486 (14,300)	
	Extended Cab	C20753	Duramax 6.6L Diesel	2WD	6'6"	3663 (144.2)	4536 (10,000)	1431 (3154)	7938 (17,500)	
		K20753	Vortec 6.0L Gas	4x4	6'6"	3663 (144.2)	4309 (9500)	1447 (3189)	6350 (14,000)	
		K20753	Duramax 6.6L Diesel	4x4	6'6"	3663 (144.2)	4536 (10,000)	1284 (2830)	7439 (16,400)	
		C20953	Vortec 6.0L Gas	2WD	8'	4018 (158.2)	4309 (9500)	1523 (3358)	6441 (14,200)	
		C20953	Duramax 6.6L Diesel	2WD	8'	4018 (158.2)	4536 (10,000)	1368 (3015)	7893 (17,400)	
		K20953	Vortec 6.0L Gas	4x4	8'	4018 (158.2)	4309 (9500)	1486 (3275)	6305 (13,900)	
		K20953	Duramax 6.6L Diesel	4x4	8'	4018 (158.2)	4536 (10,000)	1236 (2725)	7122 (15,700)	
		Crew Cab	C20743	Vortec 6.0L Gas	2WD	6'6"	3904 (153.7)	4309 (9500)	1518 (3347)	6441 (14,200)
			C20743	Duramax 6.6L Diesel	2WD	6'6"	3904 (153.7)	4536 (10,000)	1378 (3037)	7893 (17,400)
			K20743	Vortec 6.0L Gas	4x4	6'6"	3904 (153.7)	4309 (9500)	1391 (3066)	6305 (13,900)
			K20743	Duramax 6.6L Diesel	4x4	6'6"	3904 (153.7)	4536 (10,000)	1227 (2706)	7167 (15,800)
			C20943	Vortec 6.0L Gas	2WD	8'	4260 (167.7)	4309 (9500)	1473 (3247)	6396 (14,100)
	C20943		Duramax 6.6L Diesel	2WD	8'	4260 (167.7)	4536 (10,000)	1330 (2932)	7575 (16,700)	
	3500HD-SRW**	Regular Cab	C30903	Vortec 6.0L Gas	2WD	8'	3396 (133.7)	4717 (10,400)	2098 (4625)	6577 (14,500)
			K30903	Vortec 6.0L Gas	4x4	8'	3396 (133.7)	4854 (10,700)	2091 (4609)	6441 (14,200)
			K30903	Duramax 6.6L Diesel	4x4	8'	3396 (133.7)	5171 (11,400)	2080 (4585)	7893 (17,400)
		Extended Cab	C30953	Vortec 6.0L Gas	2WD	8'	4018 (158.2)	4854 (10,700)	2015 (4443)	6350 (14,000)
			C30953	Duramax 6.6L Diesel	2WD	8'	4018 (158.2)	5080 (11,200)	2023 (4459)	7847 (17,300)
K30953			Vortec 6.0L Gas	4x4	8'	4018 (158.2)	4990 (11,000)	2021 (4455)	6214 (13,700)	
K30953			Duramax 6.6L Diesel	4x4	8'	4018 (158.2)	5262 (11,600)	1948 (4295)	7666 (16,900)	
Crew Cab		C30743	Vortec 6.0L Gas	2WD	6'6"	3904 (153.7)	4763 (10,500)	1899 (4187)	6350 (14,000)	
		C30743	Duramax 6.6L Diesel	2WD	6'6"	3904 (153.7)	5035 (11,100)	1834 (4044)	7802 (17,200)	
		K30743	Vortec 6.0L Gas	4x4	6'6"	3904 (153.7)	4899 (10,800)	1900 (4190)	6214 (13,700)	
		K30743	Duramax 6.6L Diesel	4x4	6'6"	3904 (153.7)	5216 (11,500)	1871 (4125)	7711 (17,000)	
		C30943	Vortec 6.0L Gas	2WD	8'	4260 (167.7)	4854 (10,700)	1954 (4308)	6305 (13,900)	
3500HD-DRW**	Regular Cab	C30903	Vortec 6.0L Gas	2WD	8'	3396 (133.7)	6078 (13,400)	3276 (7222)	6441 (14,200)	
		K30903	Vortec 6.0L Gas	4x4	8'	3396 (133.7)	6078 (13,400)	3119 (6876)	6260 (13,800)	
		K30903	Duramax 6.6L Diesel	4x4	8'	3396 (133.7)	5908 (13,025)	2604 (5740)	10,478 (23,100)	
	Extended Cab	C30953	Vortec 6.0L Gas	2WD	8'	4018 (158.2)	5908 (13,025)	2880 (6349)	6214 (13,700)	
		C30953	Duramax 6.6L Diesel	2WD	8'	4018 (158.2)	5908 (13,025)	2535 (5588)	10,342 (22,800)	
		K30953	Vortec 6.0L Gas	4x4	8'	4018 (158.2)	5908 (13,025)	2752 (6068)	6078 (13,400)	
		K30953	Duramax 6.6L Diesel	4x4	8'	4018 (158.2)	5908 (13,025)	2407 (5307)	10,251 (22,600)	
	Crew Cab	C30943	Vortec 6.0L Gas	2WD	8'	4260 (167.7)	5908 (13,025)	2833 (6245)	6124 (13,500)	
		C30943	Duramax 6.6L Diesel	2WD	8'	4260 (167.7)	5908 (13,025)	2488 (5484)	10,342 (22,800)	
		K30943	Vortec 6.0L Gas	4x4	8'	4260 (167.7)	5908 (13,025)	2683 (5914)	5988 (13,200)	
		K30943	Duramax 6.6L Diesel	4x4	8'	4260 (167.7)	5908 (13,025)	2338 (5154)	10,206 (22,500)	

*Ratings are for models equipped with a fifth wheel (gooseneck) hitch. **SRW = Single Rear Wheels (credit option). DRW = Dual Rear Wheels (standard equipment).

SILVERADO HD TRAILERING

ENGINE	BALL HITCH TRAILERING				FIFTH-WHEEL TRAILERING			
	Vortec™ 6.0L V8 (L96)*		Duramax® 6.6L V8 Turbo Diesel (LML)		Vortec™ 6.0L V8 (L96)*		Duramax® 6.6L V8 Turbo Diesel (LML)	
Horsepower @ rpm Torque (lb.-ft.) @ rpm	360 @ 5400 380 @ 4200		397 @ 3000 765 @ 1600		360 @ 5400 380 @ 4200		397 @ 3000 765 @ 1600	
AUTOMATIC TRANSMISSION	6-speed (6L90)		6-speed Allison®		6-speed (6L90)		6-speed Allison®	
MODEL	Max. Trailer Weight kg (lb.)	Axle Ratio	Max. Trailer Weight kg (lb.)	Axle Ratio	Max. Trailer Weight kg (lb.)	Axle Ratio	Max. Trailer Weight kg (lb.)	Axle Ratio
2500HD								
C20903 – Regular Cab 8' Long Box, 2WD	4627 (10,200) 5897 (13,000) 4536 (10,000)**	3.73 4.10 3.73	5897 (13,000)	3.73	4627 (10,200) 6668 (14,700) 4536 (10,000)**	3.73 4.10 3.73	8074 (17,800)	3.73
C20753 – Extended Cab 6' 6" Standard Box, 2WD	4445 (9800) 5897 (13,000)	3.73 4.10	5897 (13,000)	3.73	4445 (9800) 6486 (14,300)	3.73 4.10	7938 (17,500)	3.73
C20953 – Extended Cab 8' Long Box, 2WD	4400 (9700) 5897 (13,000)	3.73 4.10	5897 (13,000)	3.73	4400 (9700) 6441 (14,200)	3.73 4.10	7893 (17,400)	3.73
C20743 – Crew Cab 6' 6" Standard Box, 2WD	4400 (9700) 5897 (13,000)	3.73 4.10	5897 (13,000)	3.73	4400 (9700) 6441 (14,200)	3.73 4.10	7893 (17,400)	3.73
C20943 – Crew Cab 8' Long Box, 2WD	4355 (9600) 5897 (13,000)	3.73 4.10	5897 (13,000)	3.73	4355 (9600) 6396 (14,100)	3.73 4.10	7575 (16,700)	3.73
K20903 – Regular Cab 8' Long Box, 4x4	4491 (9900) 5897 (13,000)	3.73 4.10	5897 (13,000)	3.73	4491 (9900) 6532 (14,400)	3.73 4.10	7938 (17,500)	3.73
K20753 – Extended Cab 6' 6" Standard Box, 4x4	4309 (9500) 5897 (13,000)	3.73 4.10	5897 (13,000)	3.73	4309 (9500) 6350 (14,000)	3.73 4.10	7439 (16,400)	3.73
K20953 – Extended Cab 8' Long Box, 4x4	4264 (9400) 5897 (13,000)	3.73 4.10	5897 (13,000)	3.73	4264 (9400) 6305 (13,900)	3.73 4.10	7122 (15,700)	3.73
K20743 – Crew Cab 6' 6" Standard Box, 4x4	4264 (9400) 5897 (13,000)	3.73 4.10	5897 (13,000)	3.73	4264 (9400) 6305 (13,900)	3.73 4.10	7167 (15,800)	3.73
K20943 – Crew Cab 8' Long Box, 4x4	4218 (9300) 5897 (13,000)	3.73 4.10	5897 (13,000)	3.73	4218 (9300) 6260 (13,800)	3.73 4.10	6668 (14,700)	3.73
3500HD with Single Rear Wheels (SRW)								
C30903 – Regular Cab 8' Long Box, 2WD	5897 (13,000)	4.10			6577 (14,500)	4.10		
C30953 – Extended Cab 8' Long Box, 2WD	4309 (9500) 5897 (13,000)	3.73 4.10	5897 (13,000)	3.73	4309 (9500) 6350 (14,000)	3.73 4.10	7847 (17,300)	3.73
C30743 – Crew Cab 6' 6" Standard Box, 2WD	4309 (9500) 5897 (13,000)	3.73 4.10	5897 (13,000)	3.73	4309 (9500) 6350 (14,000)	3.73 4.10	7802 (17,200)	3.73
C30943 – Crew Cab 8' Long Box, 2WD	4264 (9400) 5897 (13,000)	3.73 4.10	5897 (13,000)	3.73	4264 (9400) 6305 (13,900)	3.73 4.10	7847 (17,300)	3.73
K30903 – Regular Cab 8' Long Box, 4x4	4400 (9700) 5897 (13,000)	3.73 4.10	5897 (13,000)	3.73	4400 (9700) 6441 (14,200)	3.73 4.10	7893 (17,400)	3.73
K30953 – Extended Cab 8' Long Box, 4x4	4173 (9200) 5897 (13,000)	3.73 4.10	5897 (13,000)	3.73	4173 (9200) 6214 (13,700)	3.73 4.10	7666 (16,900)	3.73
K30743 – Crew Cab 6' 6" Standard Box, 4x4	4173 (9200) 5897 (13,000)	3.73 4.10	5897 (13,000)	3.73	4173 (9200) 6214 (13,700)	3.73 4.10	7711 (17,000)	3.73
K30943 – Crew Cab 8' Long Box, 4x4	4128 (9100) 5897 (13,000)	3.73 4.10	5897 (13,000)	3.73	4128 (9100) 6169 (13,600)	3.73 4.10	7620 (16,800)	3.73
3500HD with Dual Rear Wheels (DRW)								
C30903 – Regular Cab 8' Long Box, 2WD	4355 (9600) 6396 (14,100)	3.73 4.10			4355 (9600) 6441 (14,200)	3.73 4.10		
C30953 – Extended Cab 8' Long Box, 2WD	4128 (9100) 6169 (13,600)	3.73 4.10	7484 (16,500)	3.73	4173 (9200) 6214 (13,700)	3.73 4.10	10,342 (22,800)	3.73
C30943 – Crew Cab 8' Long Box, 2WD	4082 (9000) 6124 (13,500)	3.73 4.10	7484 (16,500)	3.73	4082 (9000) 6124 (13,500)	3.73 4.10	10,342 (22,800)	3.73
K30903 – Regular Cab 8' Long Box, 4x4	4218 (9300) 6260 (13,800)	3.73 4.10	7258 (16,000)	3.73	4218 (9300) 6260 (13,800)	3.73 4.10	10,478 (23,100)	3.73
K30953 – Extended Cab 8' Long Box, 4x4	4037 (8900) 6078 (13,400)	3.73 4.10	8165 (18,000)	3.73	4037 (8900) 6078 (13,400)	3.73 4.10	10,251 (22,600)	3.73
K30943 – Crew Cab 8' Long Box, 4x4	3946 (8700) 5988 (13,200)	3.73 4.10	8165 (18,000)	3.73	3946 (8700) 5988 (13,200)	3.73 4.10	10,206 (22,500)	3.73

* Vortec™ 6.0L V8 (L96) produces 322 hp @ 4400 rpm and 380 lb.-ft. of torque @ 4200 rpm on 3500HD models.

** C20903 with 4536 kg (10,000 lb.) GVWR package.

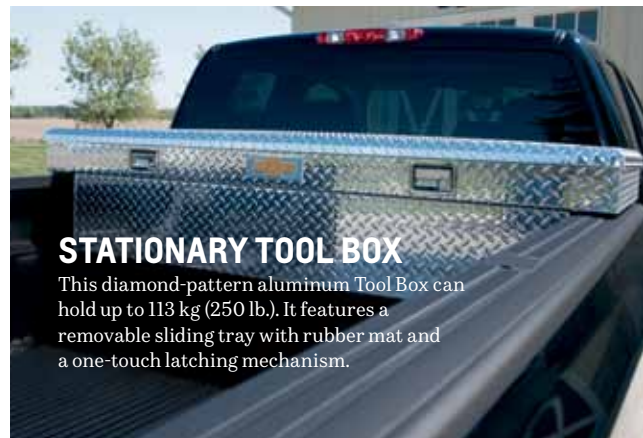
NOTES FOR 2500HD & 3500HD TRAILERING: 2500HD and 3500HD models have a weight-carrying hitch limit of 3402 kg (7500 lb.) and require a weight-distributing hitch (or fifth-wheel) with trailer weights in excess of this limit. • Fifth-wheel kingpin loads are usually higher than ball hitch trailer tongue loads, so careful attention must be given to the trucks payload capacity and Rear Gross Axle Weight Rating (RGAWR). Subtract the tow vehicle's weight plus passenger and cargo weights from the

Gross Vehicle Weight Rating (GVWR) to determine the available payload and/or kingpin weight allowance. • Trailering kingpin weights should be 15-25% of the loaded trailer weight. • Trailering capacity may be limited by the tow vehicles ability to carry the hitch weight without exceeding the GVWR or RGAWR. • An Integrated Trailer Brake Controller (option JL) is available in combination with the Trailering Special Equipment Package (option Z82). This facilitates hook-up of most electric trailer brakes.

CHEVY ACCESSORIES

Chevy Accessories offer the same quality of fit, finish and function as the rest of your vehicle. They are backed by the 3-year/60,000 km New Vehicle Limited Warranty* and can be included in your lease or finance agreement. Ask your dealer for a complete list of the Chevy Accessories available for Silverado, or visit chevrolet.ca

* Whichever comes first, when permanently installed by the dealer at the time you purchased your new vehicle, or for the remainder of the New Vehicle Limited Warranty if installed after the time of your vehicle purchase, but no less than 12 months or 20,000 km, whichever comes first.



STATIONARY TOOL BOX

This diamond-pattern aluminum Tool Box can hold up to 113 kg (250 lb.). It features a removable sliding tray with rubber mat and a one-touch latching mechanism.



ASSIST STEPS WITH STEP PADS

Tubular Assist Steps are available with either chrome or black powder coat finish.

SILVERADO HD STANDARD AND OPTIONAL EQUIPMENT

SAFETY AND SECURITY	WT	LT	LITZ
Airbags - single stage, driver and front-passenger, frontal - seat-mounted side-impact, driver and right front-passenger for thorax and pelvic protection – SRW models only - roof rail-mounted side head curtain for all outboard seating positions with rollover sensor – SRW models only	S	S	S
OnStar® – In-Vehicle Communications and Assistance Service, includes 6 months of the Directions & Connections Plan with Turn-by-Turn Navigation* and OnStar RemoteLink™	S	S	S
Safety restraints - LATCH (Lower Anchors and top Tethers for Children) – Ext. and Crew Cab only - top tether anchor (Reg. Cab)	S	S	S
Side-guard door beams	S	S	S
StabiliTrak® – Electronic Stability Control System with proactive roll avoidance, electronic trailer sway control, intelligent brake assist, hill hold assist and traction control	S†	S†	S†
Theft-deterrent system – electronic immobilizer	S	S	S
MECHANICAL			
Air cleaner – high capacity	S	S	S
Alternator - 125 amp - 160 amp, for Vortec™ 6.0L V8 - dual 125 amp, for Duramax® 6.6L Turbo Diesel	S	S	S
Battery – auxiliary, for Vortec™ 6.0L V8	0	0	0
Brakes – hydro-boost power, 4-wheel disc with anti-lock braking system (ABS)	S	S	S
Dual Rear Wheels (DRW) – 3500HD (except Crew Cab standard box models)	S	S	S
Single Rear Wheels (SRW); 3500HD – includes Stabilitrak® Electronic Stability Control System. Deletes dual rear wheels and roof marker lights. Adds 18" painted steel wheels on WT models and 18" polished forged-aluminum wheels on LT and LTZ models	0	0	0
Engine - Vortec™ 6.0L V8 FlexFuel capable with Variable Valve Timing, Horsepower: 360 @ 5400 rpm with 2500HD; 322 @ 4400 rpm with 3500HD; Torque: 380 lb.-ft. @ 4200 rpm - Bi-Fuel Compressed Natural Gas (CNG) Vortec™ 6.0L V8 with Variable Valve Timing (2500HD Ext. Cab models only) – Horsepower: 360 @ 5400 rpm; Torque: 380 lb.-ft. @ 4200 rpm when running on gasoline – Horsepower: 301 @ 5000 rpm; Torque: 333 lb.-ft. @ 4200 rpm when running on CNG - Duramax® 6.6L Turbo Diesel; Horsepower: 397 @ 3000 rpm; Torque: 765 lb.-ft. @ 1600 rpm Includes dual 730 CCA batteries, block heater and cover for grille and front bumper opening for winter weather. Requires Allison® 6-speed automatic transmission	S	S	S
Engine – block heater (included with Duramax® 6.6L Turbo Diesel)	0	0	0
Heavy-Duty Enhanced Cooling Package – includes external transmission and engine oil coolers, heavy-duty radiator and electric cooling fan	S	S	S
Locking differential – rear (standard on all 3500HD models)	0	0	S
Silverado Z71 Plus Package – available on Ext. and Crew Cab 4x4 models (3500HD requires Single Rear Wheels); includes bright sill plate and "Z71" decals, body-coloured grille with chrome mesh insert, smooth body-coloured front lower fascia, body-coloured door handles and exterior mirrors, 18" polished aluminum wheels with LT 265/70R18 All Terrain tires, Z71 Off-Road Suspension Package and Trailering Special Equipment Package if not already equipped	-	0	0
Snow Plow Prep Provisions – includes 15-amp power for backup and roof emergency light, 160-amp alternator with Vortec™ 6.0L V8 engine; dual 125-amp alternators with Duramax® 6.6L V8 Turbo Diesel, forward lamp wiring harness, 85 mm (3.35") access hole with grommet in front of dash panel, roof beacon lamp provisions with switch in the overhead console, instrument panel jumper wiring harness for electric brake controller, and skid plate package. Available on 4x4 models only	0	0	0

MECHANICAL (CONTINUED)	WT	LT	LITZ
Steering – power recirculating ball	S	S	S
Suspension - 285 Handling/Trailering, torsion bar front suspension with heavy-duty monobuck shock absorbers - Z71 Off-Road, includes off-road jounce bumpers, heavy-duty monobuck shock absorbers, skid plates and Z71 decals	S	S	S
Trailering Special Equipment Package – includes weight-distributing trailer hitch platform with a 2.5" receiver with a 2" adapter. Also includes a 7-wire harness with independently fused trailering circuits mated to a 7-way sealed connector and 4 blunt-cut wires in the instrument panel for an aftermarket trailer brake controller (except when equipped with optional integrated trailer brake control) and a lead for a centre high-mounted stoplight	-	0 ²	0 ²
Trailer electric brake controller	0	0	S
Trailer wiring provisions – for camper or fifth-wheel hitch, includes additional 8-way wiring harness to front of pickup box	0	0	0
Transfer case 4x4 models - lever-operated, 2-speed part-time - 2-speed with electronic rotary dial	S	-	-
Transmission - 6-speed automatic (model 6L90) with 2 overdrives, tap up/ tap down shift control and Tow/Haul mode used on models equipped with the Vortec™ 6.0L V8 engine - Allison® 1000 Series 6-speed automatic with tap-shift range selection, Tow/Haul mode and engine grade braking. Required with the 6.6L V8 Duramax® Turbo-Diesel engine	S	S	S
Vehicle starter system – remote	-	0 ³	S
EXTERIOR			
Bumper - front chrome - rear, chrome with step pad	S	S	S
Door handles - black - body-coloured	S	S	-
Front licence plate provisions – included with vehicles shipped to British Columbia, Manitoba, New Brunswick, Ontario and Newfoundland	0	0	0
Glass - Solar-Ray, tinted - deep-tinted, all windows behind front doors	S	S	S
Grille – moulded plastic with chrome surround	S	S	S
Lights - dual halogen composite with automatic exterior light control and flash to pass feature. Cargo area lighting - fog lights - roof markers (5) – 3500HD DRW	S	S	S
LS Package – power door locks, remote keyless entry system and exterior "LS" badge. 2500HD models include 17" chrome-clad wheels with chrome centre caps, 3500HD with SRW include 18" polished aluminum wheels, 3500HD with DRW features 17" steel wheels with chrome appearance centre cap and wheel insert	0	-	-
LT Exterior Package – includes remote vehicle starter system, fog lights, universal home remote and auto-dimming interior rear-view mirror. 2500HD models also include power remote control exterior rear-view mirrors (heated, power folding, auto dimming, with integral turn signal indicators)	-	0	-
Mirrors - manual folding, black – 2500HD models - manual folding, power remote control, heated, black – 2500HD models - power folding, power remote control, heated, integral turn signal indicators, auto-dimming driver's side and body-coloured (not available on 3500HD) - camper type with manual extend capability - deluxe wide-load, manual extending and folding, heated, integrated turn signals with lower convex spotter, black	S	-	-
Mouldings – bodyside, body-coloured (except 3500HD Reg. Cab models)	-	S	S
Rear vision camera – reverse assist for parking or trailer towing (includes interior rear-view mirror display) – not available on Reg. Cab models	-	0	0


EXTERIOR (CONTINUED)	WT	LT	LITZ
Recovery hooks – two, front	S	S	S
Skid plates – off-road, includes shields for engine, transmission, transfer case and front differential, included with Z71 suspension (4x4 only)	0	0	0
Sunroof – power, with express open, includes short overhead console (Crew Cab)	-	0 ⁵	0 ⁵
Tailgate package – includes lockable EZ lift tailgate	-	0	0
Tire – spare tire carrier – locking, rear underbody, winch-mounted	S	S	S
Tires - 2500HD – LT245/75R17 all-season** - 2500HD and 3500HD SRW – LT265/70R18 all-season** - 2500HD – LT265/60R20 all-terrain - 2500HD – LT265/70R17 all-terrain - 2500HD and 3500HD SRW – LT265/70R18 all-terrain - 3500HD DRW – LT235/80R-17 highway** - 3500HD DRW – LT235/80R17 all-terrain	S	S	-
Ultrasonic rear parking assist – rear obstacle detection system with audible warning, included with available Safety and LTZ Convenience Package on Ext. and Crew Cab	-	0	0
Wheels - 2500HD – 17" painted steel - 2500HD – 17" chrome-clad steel - 2500HD – 17" machined aluminum - 2500HD – 20" polished forged-aluminum - 2500HD and 3500HD SRW – 18" painted steel - 2500HD and 3500HD SRW – 18" polished forged-aluminum - 3500HD DRW – 17" painted steel - 3500HD DRW – 17" painted steel with chrome appearance centre cap and wheel insert - 3500HD DRW – 17" polished forged-aluminum – Crew Cab	S	-	-
Windshield wipers – variable delay (intermittent), flat-blade with wet arm washers	S	S	S

INTERIOR	WT	LT	LITZ
Climate control - single-zone air conditioning, manual - automatic, dual-zone	S	S	-
Console – overhead deluxe	S	S	S
Cruise control	S	S	S
Defogger – electric rear-window	0	0	S
Floor covering - vinyl, graphite rubberized coating - colour-keyed carpeting and removable vinyl floor mats (includes rear mats in Ext. and Crew Cab)	S	0	-
Instrument panel - standard with upper and lower glove compartments - premium with single glove compartment	S	S	-
Instrumentation - analogue gauge cluster with speedometer, tachometer, engine temperature, fuel level, voltmeter and oil pressure - Driver Information Centre (DIC); comprehensive multi-language system with trip odometer, engine hour meter, transmission temperature, GM Oil Life Monitoring System, tire pressure monitoring system (except 3500HD DRW models) and visual and audible reminders/warnings - compass and exterior temperature display added to above - four DIC menu buttons located on the instrument panel provide additional vehicle information and permit customization features	S	S	S
Locks - power, programmable with lock-out protection (standard on all Crew Cabs) - keyless entry system – programmable remote, includes 2 extended range transmitters with panic button	0 ⁷	S	S
LT Interior Package – includes power 6-way driver's seat adjuster with 40/20/40 split-bench, USB port, 36 cross-band presets, up-level performance sound system and dual-zone automatic climate controls on Ext. and Crew Cab models	-	0	-
LITZ Convenience Package – includes universal home remote, power adjustable pedals and ultrasonic rear parking assist	-	-	0
Mirror – includes auto-dimming feature	-	-	S

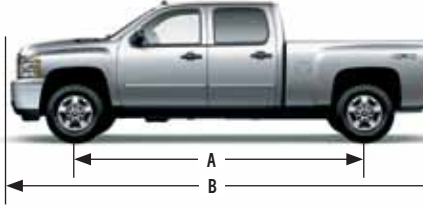
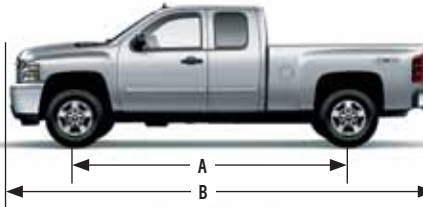
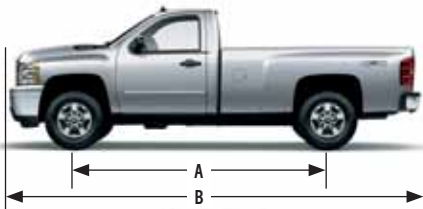
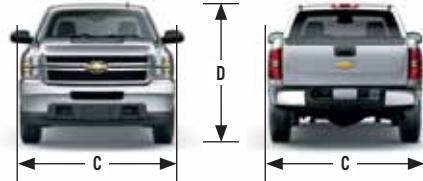
INTERIOR (CONTINUED)	WT	LT	LITZ
Safety Package – includes power adjustable pedals and ultrasonic rear parking assist (Ext. and Crew Cab models)	-	0	-
Steering column – tilt adjustable	S	S	S
Steering wheel - leather-wrapped - Bluetooth®, cruise and audio system controls	S	S	S
Sunshades - LH and RH, padded; colour-keyed cloth; LH with pocket, RH with visor mirror - LH and RH, padded; colour-keyed cloth with illuminated visor mirrors	S	-	-
Universal home remote – 3-channel transmitter	-	0	0
Window – rear sliding, power operated (Ext. and Crew Cab)	-	0 ⁹	0 ⁹
Windows - front, power with passenger lock-out feature - front, includes driver express-down feature - front, includes driver and passenger express-down feature - rear, fixed side (Ext. Cab) - rear, manual drop glass (Crew Cab) - rear, power drop glass (Ext. and Crew Cab)	-	S	S

SEATS	WT	LT	LITZ
Front 40/20/40 split-bench with driver and front-passenger manual recliners, centre fold-down armrest, vinyl or cloth trim. Includes driver manual lumbar adjuster when cloth trim specified	S	-	-
Front 40/20/40 split-bench , driver and front-passenger manual recliners, driver manual lumbar adjuster, centre fold-down armrest with storage, lockable storage compartment in centre seat cushion (includes auxiliary power outlet), seatback storage pockets on Ext. and Crew Cab models. Standard with Premium cloth or available with leather seat inserts. Rear folding seat includes vinyl trim when ordered with leather seat inserts	-	S	-
Seat adjuster – power 6-way driver seat on 40/20/40 split-bench (required with available leather seat inserts)	-	0	-
Front bucket seats , includes power 6-way driver and front-passenger seat adjusters, front-passenger manual recliner, driver and front-passenger manual lumbar adjuster, centre console and seatback storage pockets. Available with Premium cloth or with leather-appointed seating. Rear folding seat includes vinyl trim when ordered with leather inserts	-	0	-
Front bucket seats with leather seat inserts , includes power 10-way driver and front-passenger seat adjusters (including power 2-way lumbar adjuster), heated seat cushions and seatbacks, 2-position driver memory, centre floor console and seatback storage pockets. Rear folding seat includes vinyl trim	-	-	S
Front bucket seats, heated and cooled perforated leather-appointed seating surfaces	-	-	0
Rear stadium-style fold-up seat on Ext. Cab – 60/40 split-folding on LT and LTZ	S	S	S
Rear stadium-style fold-up seat on Crew Cab – 60/40 split-folding	S	S	S

ENTERTAINMENT	WT	LT	LITZ
AM/FM stereo, CD player with MP3 playback capability, auxiliary audio input jack, seek/scan, digital clock, auto tone control, speed-compensated volume, TheftLock® and Radio Data System® (RDS)	S	S	-
Includes features of above sound system plus USB/iPod®/MP3 input jack and 36 cross-band presets	-	0	S
AM/FM stereo, 6-disc CD changer with MP3 playback capability, auxiliary audio input jack, seek/scan, digital clock, auto tone control, speed-compensated volume, TheftLock®, Radio Data System® (RDS), USB port, Bose® Premium sound system with subwoofer and 36 cross-band presets	-	0	0
AM/FM stereo, CD/DVD player upper slot/CD player lower slot, both with MP3 playback capability, auxiliary audio input jack, seek/scan, digital clock, auto tone control, speed-compensated volume, TheftLock®, Radio Data System® (RDS), USB port and Bose® Premium sound system with subwoofer. Includes Rear Seat Entertainment Package with single DVD player, overhead display, remote control, 2 sets of wireless headphones and auxiliary audio/video input jacks	-	-	0
AM/FM stereo with Navigation, CD player with MP3/WMA playback capability, auxiliary audio input jack, seek/scan, digital clock, auto tone control, speed-compensated volume, TheftLock®, Radio Data System® (RDS), USB port and Bose® Premium sound system with subwoofer. Includes 178 mm (7 in.) touch-screen interface display, enhanced DVD based navigation system, voice-based commands, points-of-interest, 80 GB hard drive with 50 GB for media file downloading, time shifting up to 20 minutes and rear vision camera with display in navigation screen – Ext. and Crew Cab models††	-	-	0
Rear Seat Entertainment Package can be added to above sound system. Includes single DVD player, overhead display, remote control, 2 sets of wireless headphones and auxiliary audio/video input jacks. Available on Crew Cabs only	-	-	0
XM Satellite Radio™††	0	0	S
Bluetooth® – hands-free phone connectivity	S	S	S
4-speaker sound system (Reg. Cab models)	S	S	-
6-speaker up-level performance sound system (Ext. and Crew Cab models)	S	S	-
Bose® Premium sound system with subwoofer (Ext. and Crew Cab models)	-	0	S

S – Standard, 0 – Optional individually or in combination with other optional equipment.
 Note: The trim features indicated reflect only a portion of the total content of each trim level.
 See your sales consultant for complete listings, current availability and compatibility.
 1 – Included with Single Rear Wheel (SRW) models only.
 2 – Available with Single Rear Wheels (SRW) only. Requires automatic locking rear differential.
 3 – Included with available LT Exterior Package.
 4 – Standard on 3500HD models.
 5 – Requires available universal home remote.
 6 – Standard on 3500HD SRW Crew Cab std. box.
 7 – Included with available LS Package.
 8 – Included with available LT Interior Package.
 9 – Deletes electric rear-window defogger, when specified.
 * Includes 6-month trial of the Directions & Connections Plan with Turn-by-Turn Navigation (Turn-by-Turn Navigation not available in certain areas; availability impacted by some geographical/cellular limitations, advisor assisted-routing available; visit onstar.ca for coverage map, terms, conditions, privacy statement, and details and system limitations.
 ** All-season tires may not satisfy winter tire requirements in all regions of the country. Tires specifically designed for severe winter conditions and marked with the "winter tire" symbol  may be required during certain months or in certain regions. Contact your Provincial, Municipal or local road authority for information regarding which tires are required in your particular area.
 † Available in 10 Canadian provinces and the 48 contiguous United States. Monthly subscription sold separately after trial period. Visit xmradio.ca for details.
 †† At time of printing, detailed map coverage is available for most major urban areas of the United States and for certain metropolitan areas of Canada (Vancouver, Calgary, Edmonton, Winnipeg, Windsor, London, Toronto, Ottawa, Montreal, Quebec City and Halifax). Coverage is limited outside these areas.

DIMENSIONS



MODEL	A. Wheelbase mm (in.)	B. Overall Length mm (in.)
Regular Cab long box	3396 (133.7)	5715 (225.0)
Extended Cab standard box	3663 (144.2)	5857 (230.6)
Extended Cab long box	4018 (158.2)	6337 (249.5)
Crew Cab standard box	3904 (153.7)	6101 (240.2)
Crew Cab long box	4260 (167.7)	6581 (259.1)

	C. Width mm (in.)	D. Height mm (in.)
Single Rear Wheels	2032 (80.0) (max.)*	1989 (78.3) (max.)†
Dual Rear Wheels	2436 (95.9) (max.)*	1979 (77.9) (max.)†

* Excluding mirrors. † Varies depending on model selected.

WARRANTY

IT ISN'T FINE PRINT – IT'S A COMMITMENT.

Chevrolet puts the same care into its warranty and support programs that it does into the cars and trucks it builds. So you can add peace of mind knowing that every Chevrolet is backed by this comprehensive coverage:

- 3-year/60,000 km New Vehicle Limited Warranty*
- 5-year/160,000 km Powertrain Component Limited Warranty, with \$0 deductible on repairs and the warranty is fully transferable at no charge*
- 5-year/160,000 km Courtesy Transportation*
- 5-year/160,000 km 24/7 Roadside Assistance*
- 6-year/160,000 km rust-through perforation coverage*
- 8-year/130,000 km coverage on catalytic converters and powertrain control modules (PCMs)*

* Whichever comes first. Conditions and limitations apply, see dealer for details.

OTHER OWNERSHIP PRIVILEGES AND PROGRAMS:**

- **GM Protection Plan (GMPP)** – the only extended service plan backed by the resources and commitment of General Motors, GMPP may be purchased at the time of sale or subsequently during the New Vehicle Limited Warranty period
- **GM Goodwrench Service** – with GM-certified technicians and GM-approved parts, nobody knows your GM vehicle better
- **Chevrolet Owner Centre** – as an owner, take advantage of the Chevrolet Owner Centre. This online owner's destination gives you access to coupons, contests, current offers and the latest driving and maintenance tips. Find out more at ChevroletOwner.ca

** Conditions and limitations apply.

TO HELP YOU PURCHASE OR LEASE A NEW VEHICLE:

- **Purchase Financing and Leasing** – on-the-spot financing, see your dealer for full details†
- **GM Student Bonus Program** – students or recent graduates of high school, college or university** may be entitled to receive a Student Bonus vehicle redemption allowance of \$500 or \$750†† (tax inclusive) (purchased vehicle dependant) to use towards the purchase, lease or finance of one eligible new Chevrolet vehicle
- **The GM Card** – GM cardholders may redeem up to \$3500 GM Card® Earnings (subject to Vehicle Redemption Allowances) toward the Total Purchase Price on eligible new GM vehicles††. For full program details please visit thegmcard.ca

† Subject to eligibility. †† Program subject to change. ** Conditions and limitations apply.

INFORMATION RESOURCES:

You can find more information about these programs from your GM dealer, or at these information centres:

- The GM website at gm.ca
- The GM Customer Care Centre at 1-800-GM-DRIVE (1-800-463-7483 or 1-800-263-3830 for TDD users).

A WORD ABOUT THIS BROCHURE

Some of the equipment shown or described throughout this brochure may be available at extra cost. We have tried to make this brochure comprehensive and factual. We reserve the right, however, to make changes at any time, without notice, in prices, colours, materials, equipment, specifications, models and availability. Specifications, dimensions, measurements, ratings and other numbers in this brochure and other printed materials provided at the dealership or affixed to vehicles are approximates based upon design and engineering drawings and prototypes and laboratory tests. Your vehicle may differ due to variations in manufacture and equipment. Since some information may have been adapted since the time of the printing, please check with your GM dealer for complete details. General Motors of Canada Limited reserves the right to lengthen or shorten the model year for any product, for any reason, or to start and end model years at different times.

A WORD ABOUT ASSEMBLY

GM vehicles are equipped with engines and components produced and assembled by different operating units of General Motors, its subsidiaries and suppliers and these engines and components may change or be obtained from different sources from time to time. All such engines and components are approved for use in GM vehicles. Certain equipment ordered may be unavailable at the time of assembly and we suggest that you verify that your vehicle includes the equipment you ordered, or if there are changes, that they are acceptable to you.

TRADEMARKS

The marks appearing in this brochure including, but not limited to: General Motors, GM, Chevrolet, the Chevrolet emblem, Silverado, Z71 and their respective logos, emblems, slogans and vehicle model names and body designs; and other marks such as Allison, Duramax, Hydra-Matic, StabiliTrak and Vortec are trademarks of General Motors and/or General Motors of Canada Limited, its subsidiaries, affiliates or licensors.

OnStar and the OnStar emblem are registered trademarks and OnStar RemoteLink is a trademark of OnStar, LLC.

TheftLock is a registered trademark of Delphi Technologies, Inc.

The XM name and related logos are trademarks of XM Canada, Canadian Satellite Radio Inc.

Radio Data System (RDS) is a registered trademark of the U.S. National Association of Broadcasters.

Bluetooth is a registered trademark of Bluetooth SIG Inc.

Bose is a registered trademark of the Bose Corporation.

Apple, iPhone and iPod are trademarks of Apple Computer Inc. registered in the U.S. and other countries.

Eaton is a registered trademark of Eaton Corporation.

Facebook is a trademark of Facebook, Inc.

YouTube is a registered trademark and Android is a trademark of Google Inc.

Twitter is a trademark of Twitter, Inc.

COPYRIGHT

©Copyright 2012 General Motors of Canada Limited. All Rights Reserved. All text, images, graphics, and other materials in this brochure are subject to the copyright and other intellectual property rights of General Motors and/or General Motors of Canada Limited. These materials may not be reproduced, distributed or modified without the express written permission of General Motors and/or General Motors of Canada Limited.

Printed in Canada, September 2012.

INTERIOR COLOURS



Dark Titanium-Colour Vinyl¹



Ebony Cloth²



Ebony Leather Appointments³



Ebony Perforated Leather Appointments⁴




Light Titanium-Colour Cloth⁵



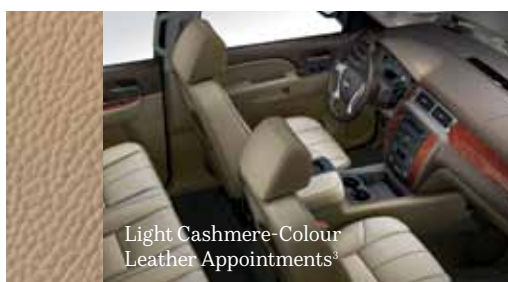
Light Titanium-Colour Leather Appointments⁶



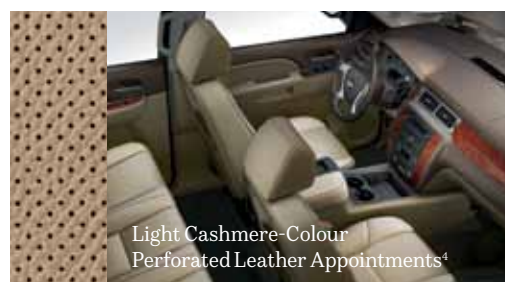
Light Titanium-Colour Perforated Leather Appointments⁷



Light Cashmere-Colour Cloth⁸



Light Cashmere-Colour Leather Appointments⁹



Light Cashmere-Colour Perforated Leather Appointments¹⁰


EXTERIOR COLOURS



16 – Greystone Metallic




41 – Black



46 – Blue Granite Metallic¹



50 – Summit White



66 – Deep Ruby Metallic



74 – Victory Red



GAN – Silver Ice Metallic



GHA – Mocha Steel Metallic¹



GTS – Blue Topaz Metallic¹



GXH – Blue Ray Metallic^{1,2}



¹ Colour not available with Silverado Z71 Plus Package. ² Available on Extended Cab and Crew Cab LT and LTZ models only. Includes chrome door handles and body-coloured side mouldings with chrome insert. Also includes chrome mirror cups with 2500HD standard mirror. Note: Due to the limitations of the printing process, the colours shown may differ slightly from the actual colour. For more accurate colour samples, ask your sales consultant to see the dealer showroom colour display. Exterior colours may be subject to changes during the 2013 model year; please check with your sales consultant or visit chevrolet.ca for latest colour availability on Silverado HD.

WHEELS



17" Painted Steel (2500HD)

17" Chrome-Clad Steel (2500HD)

18" Painted Steel (2500HD/3500HD Single Rear Wheel)

17" Machined Aluminum (2500HD)

18" Polished Forged Aluminum (2500HD/3500HD Single Rear Wheel)

20" Polished Forged Aluminum (2500HD)

17" Painted Steel with Chrome Overlay (3500HD Dual Rear Wheel)
Not shown:
17" Painted Steel (3500HD Dual Rear Wheel)

17" Polished Forged Aluminum (3500HD Dual Rear Wheel, Crew Cab only)

¹ Standard on WT. ² Standard on LT (shown), available on WT.

³ Standard on LTZ (shown), available on LT. ⁴ Available on LTZ. ⁵ Standard on LT.