



2013 CADILLAC ESCALADE



cadillac.ca



192-13-B-005E



## *THE LEADER.* *THE LEGEND.*

Among luxury SUVs, Escalade simply has no equal. Its presence is both impressive and irresistible. Its muscle and capability are renowned. It leads the industry in innovation and technology with, among other things, the only available hybrid drive system in any full-size luxury SUV.\* Then, of course, there's Escalade's extraordinarily luxurious cabin – spacious, elegant, superbly comfortable and thoughtfully equipped with premium amenities. The conclusion is inescapable. For ordinary drivers, there are ordinary vehicles. For drivers who insist on the best of everything, there's Escalade.

\* Based on WardsAuto.com 2012 Large Luxury SUV segment and latest competitive data available at time of printing.

**At Left:** Escalade Hybrid Platinum, shown in White Diamond Tricoat, an extra-cost option.



# AS BOLD AS IT GETS.

When it comes to iconic style, robust performance and sheer sumptuousness, Escalade and Escalade ESV are at the head of a very exclusive class indeed. The key differentiator is, how much space does your lifestyle require? Escalade offers a stylish, very well-equipped cabin with generous interior room and comfort for seven fortunate occupants – eight with the available second-row split-bench seat. Escalade ESV delivers all of that plus a longer wheelbase that contributes to an even more comfortable ride, limousine-like legroom for your second- and third-row passengers and a massive 818 litres more cargo space behind the third-row seat. In fact, Escalade ESV is the largest, most spacious luxury SUV you can buy.\*

\* Based on WardsAuto.com 2012 Large Luxury SUV segment and latest competitive data available at time of printing.



**1** Measuring a commanding 5662 mm from bumper to bumper, Escalade ESV has a presence that is at once elegant and imposing. The Escalade ESV cabin offers the most space for both passengers and cargo of any Cadillac model.



**2** The standard power liftgate can be opened or closed by pressing a button on the key fob. Additional switches are located on the instrument panel and in the cargo area.

**At Right:** Escalade, shown in Black Raven with available features.



THE FELL AND EDY THE BROAD STAGE



BOX OFFICE

OFFICE



# TECHNICALLY, IT'S IN A CLASS BY ITSELF.

Imagine the beauty, luxury and muscular capability of Escalade, paired with exceptional fuel efficiency. That, in a nutshell, is the story of Escalade Hybrid. Thanks to Cadillac's innovative two-mode hybrid system – the only such technology available in any full-size luxury SUV\* – Escalade Hybrid has a superior fuel consumption rating than the sub-compact BMW 128i.\*\* Yet this high-tech Hybrid also delivers the impressive capabilities you expect from an Escalade so you can seat up to eight passengers or tow trailers weighing as much as 2540 kg.† It's a blend of efficiency, utility and exclusivity unmatched by any other vehicle on the road today.

\* Based on WardsAuto.com 2012 Large Luxury SUV segment and latest competitive data available at time of printing.

\*\* 2013 Escalade Hybrid fuel consumption ratings based on GM testing in accordance with approved Transport Canada test methods.

Competitive fuel consumption ratings based on Natural Resources Canada's 2012 Fuel Consumption Guide. Your actual fuel consumption may vary.

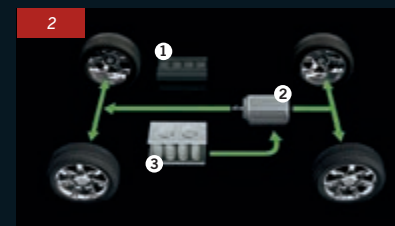
† Maximum trailer-weight ratings are calculated assuming a base vehicle, except for any option(s) necessary to achieve the rating, plus driver.

The weight of other optional equipment, passengers and cargo will reduce the maximum trailer weight your vehicle can tow. See your Cadillac dealer for additional details.



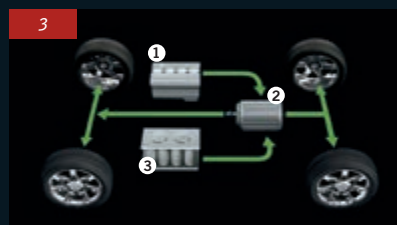
**FIG. 1: AUTO STOP**

While at a stop, Escalade Hybrid's engine shuts off to conserve fuel, then seamlessly restarts, if required, when you accelerate.



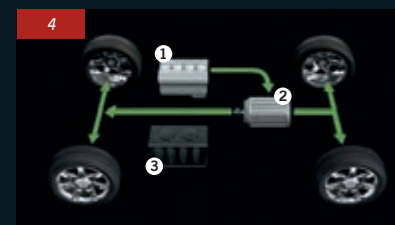
**FIG. 2: ELECTRIC POWER**

While driving at low speeds or in stop-and-go traffic, Escalade Hybrid may operate in zero-emission full-electric mode. It also runs solely on electric power any time the transmission is in "Reverse."



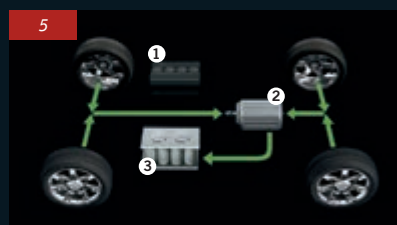
**FIG. 3: HYBRID POWER**

As power demands increase, the electric motors and engine may operate simultaneously to provide added performance. The additional torque provided by the electric motors also allows earlier engagement of the Active Fuel Management™ system which deactivates 4 of the engine's 8 cylinders, giving you even better fuel efficiency.



**FIG. 4: ENGINE POWER**

When hauling heavy loads at higher speeds, engine-only power can actually be more efficient than operating in gasoline-electric hybrid mode. When such a situation arises, Escalade Hybrid's electronic Hybrid Optimizing System can disengage the electric motors and power the vehicle exclusively with the gasoline engine.



**FIG. 5: REGENERATIVE BRAKING**

A regenerative braking system supplements Escalade Hybrid's conventional hydraulic braking system. It captures some of the energy normally lost during braking and coasting and returns it to the 300-volt nickel-metal hydride Energy Storage System for future use.

- 1 ENGINE
- 2 TWO-MODE HYBRID TRANSMISSION
- 3 ENERGY STORAGE SYSTEM (ESS)





# ESCALADE STYLE, UNSURPASSED VERSATILITY.

For discerning drivers who enjoy active, outdoor lifestyles, Cadillac's versatile, reconfigurable Escalade EXT has a unique appeal. One minute it's a highly refined luxury SUV with sumptuous seating for five and a massive secure covered cargo area. The next, with the standard Midgate™ behind the rear seat folded down, it's a stylish, superbly comfortable two-seat pickup truck with a 2.4-metre long cargo bed topped by a stowable three-piece rigid cover. And should you need to transport even more gear, Escalade EXT is ready for virtually any towing assignment, thanks to a standard heavy-duty trailering equipment package and a maximum trailer rating of 3402 kg.\*

\* Maximum trailer-weight ratings are calculated assuming a base vehicle, except for any option(s) necessary to achieve the rating, plus driver. The weight of other optional equipment, passengers and cargo will reduce the maximum trailer weight your vehicle can tow. See your Cadillac dealer for additional details.



1 Any time you wish to reconfigure your Escalade EXT, the innovative Midgate™ can be raised or lowered in seconds. No tools are required.

At Left: Escalade EXT, shown in Black Raven with available features.









## LUXURY THAT EXCEEDS EXPECTATIONS.


In the Escalade cabin, the front bucket seats don't just feature fine leather seating surfaces. They're also internally heated and cooled, for true four-season comfort. The Bose® audio system is simply awesome, with ten speakers,\* six separate channels and stunningly vivid sound reproduction. Your preferred positions for the power adjustable pedals, steering wheel, driver's seat and exterior mirrors can all be programmed into memory so they can be restored at the touch of a button after someone else has driven your Escalade. It all adds up to an exceptionally rewarding driving experience.

\* 8-speaker audio system included on Escalade EXT.

**1** The added safety of a rear vision camera is standard on every Escalade model. It adds confidence and control during parking manoeuvres or when hooking up a trailer.

**2** Escalade and Escalade ESV's first two seating rows feature reclining bucket seats with supple perforated leather appointments. The second-row seats offer passengers a choice of 3 heat settings, while the front-row buckets are both heated and cooled.

**2**



At Left: Escalade interior, shown in Cashmere with available features.



# LOOKS THAT THRILL.

The available Premium Collection Appearance Package adds an even higher level of drama and excitement to Escalade's larger-than-life personality. Body-coloured exterior accents, dual rectangular exhaust outlets and ultra-bright 22-inch aluminum wheels highlight Escalade's impressive performance capabilities. Other key features include IntelliBeam® headlights, which automatically toggle between high and low beams when appropriate during night driving, and an innovative Magnetic Ride Control® suspension that adjusts shock absorber damping up to 1000 times per second to help smooth the ride and sharpen the handling.

**1** Models with the Premium Collection Appearance Package include dramatic 22-inch wheels with painted accents, shod with low-profile P285/45R22 tires.

**2** The Premium Collection Appearance Package's dual rectangular stainless steel exhaust tips are the perfect complement for Escalade's powerful rear styling.

**3** Choose the Premium Collection Appearance Package and your Escalade will feature dramatic monochromatic exterior accents, including the crossbars of the distinctive Escalade grille.

1

2

3



## A MORE PRECIOUS KIND OF METAL.

Escalade Platinum, Escalade Hybrid Platinum and Escalade ESV Platinum were created for those who believe that, where luxury is concerned, more is definitely better. As you open the doors, assist steps power into place to ease your entry or exit. Should a passenger wish to ride in the rear seating row, a power release for the fold-and-tumble second-row seats facilitates their access. Even the cupholders are exceptional. They're designed to warm or chill your favourite beverage, as you desire. In other words, everything has been attended to, down to the smallest detail.

**1** Every Platinum model comes with a rear DVD entertainment system that includes a pair of screens located in the front-row head restraints and another pair mounted on the roof.

**2** For your assistance as you enter and exit the vehicle, every Platinum model includes power retractable assist steps.

**3** The first- and second-row seats in Platinum models feature the high-end luxury of supple Tehāma aniline leather seating surfaces. The third-row seating areas are upholstered in supple Nuance leather.

At Left: Escalade Platinum interior, shown in Cocoa with Light Linen Accents.



# THE BEST TECHNOLOGY WINS.

Escalade's uncanny performance, assurance and refinement all derive from some of the most sophisticated technology the automotive industry has to offer. The 403-horsepower V8, for example, features Variable Valve Timing (VVT) and Active Fuel Management® systems, which help to optimize efficiency in a wide variety of operating conditions. Other advanced systems, including full-function traction control, anti-lock brakes, StabiliTrak® electronic stability control and a standard full-time All-Wheel-Drive (AWD) system, help to optimize traction and keep you in control in slippery conditions.

1



**1** Escalade, Escalade ESV and Escalade EXT are powered by a 6.2L V8 that generates 403 hp and 417 lb.-ft. of torque. It's teamed with a 6-speed automatic transmission and standard All-Wheel Drive (AWD).

2



**2** When hauling heavy loads or towing a trailer, the Tow/Haul mode integrated into Escalade's transmission helps improve performance and eliminate unnecessary shifts.

3



**3** Sophisticated suspension geometry and Road-Sensing Suspension technology are standard equipment. Hybrid and Platinum models feature Cadillac's pioneering Magnetic Ride Control® suspension.

**At Right:** Escalade EXT, shown in Black Raven with available features.





# PEACE OF MIND IS STANDARD EQUIPMENT.

Behind the wheel of your new Escalade, you'll feel confident that your luxury SUV is comprehensively designed and equipped to protect you and your passengers. Escalade's surprisingly easy, agile handling and full range of crash-avoidance technologies help to keep you out of danger. Should a collision prove to be unavoidable, the rigid steel body structure, front and side airbags and many other occupant protection features all help reduce your risk of injury. Escalade is also the only full-size luxury SUV\* with OnStar®, which can automatically dispatch emergency services to your exact location after a collision has taken place.\*\*


\* Based on WardsAuto.com 2012 Large Luxury SUV segment and latest competitive data available at time of printing.

\*\* Visit [onstar.ca](http://onstar.ca) for coverage map, details and system limitations. Services vary by model and conditions. OnStar® acts as a link to existing emergency service providers.

† Before making a lane change, always check the Side Blind Zone Alert display, check the exterior and interior rear-view mirrors, look over your shoulder for vehicles and other hazards and activate your turn signal.



1 Any time a vehicle is driving in your "blind spot" in the lane next to you, the available Side Blind Zone Alert system† will signal you by displaying an icon in the exterior rear-view mirror.





# CADILLAC SHIELD: THE NEW STANDARD OF LUXURY.

At Cadillac, we believe our owners deserve the very best. That's why when we set out to create the ultimate customer experience, designing and engineering great vehicles was just the beginning; we were also looking to create an experience comparable with those provided by the world's greatest luxury brands. Every vehicle we sell is backed by the Cadillac Shield, the most comprehensive suite of owner benefits offered by any luxury automotive brand in the world. From innovations like Remote Vehicle Diagnostics and advanced mobile apps to the extraordinary value of our no-charge Premium Care Maintenance Program, Cadillac Shield establishes a new standard of luxury ownership.



## WARRANTY PROTECTION

Every Cadillac is covered by a 4-year/80,000 km Limited Warranty\* which covers repairs on your entire vehicle, including parts and labour, to correct problems in materials and workmanship. A 6-year/110,000 km Powertrain Component Limited Warranty\* is also included that covers select powertrain components. As well as an 8-year/160,000 km Hybrid Component Limited Warranty\* which covers specific hybrid components on Escalade Hybrid.



## PREMIUM CARE MAINTENANCE

Standard on every new Cadillac is the no-charge Cadillac Premium Care Maintenance Program, which covers select required maintenance services for the first 4 years or 80,000 km\*\* of ownership.



The standard one-year Directions & Connections Plan allows you to push one button to connect with a live Advisor to find the things and places you want. Get directions or a diagnostics check while you drive. Make calls safely with both hands on the wheel and control your vehicle with the OnStar RemoteLink™ mobile app. And as always, get help immediately in a crash or an emergency. These are just a few examples of the level of personal service we think you deserve as a Cadillac owner.



## SECURITY BY ONSTAR®

If you've reported your Cadillac stolen, OnStar®†† can use GPS technology to help authorities quickly locate and recover it. On most Cadillac models, an Advisor can send a Stolen Vehicle Slowdown® or Remote Ignition Block signal to help authorities safely recover it.



## DIAGNOSTICS BY ONSTAR®

With best-in-class diagnostics from OnStar®,†† maintaining your Cadillac can be as simple as checking your email or your OnStar RemoteLink™ mobile app. Every month, you can receive an email with the status of key operating systems or push your OnStar® button for a real-time diagnostics check on demand.



## ROADSIDE ASSISTANCE

Any time you require assistance during the 6-year/110,000 km Powertrain Component Limited Warranty period,\* whether you are in Canada or the contiguous United States, Roadside Assistance is at your disposal 24 hours a day, 7 days a week, 365 days a year.



## COURTESY TRANSPORTATION

Whenever your Cadillac requires scheduled maintenance or warranty repair service during the warranty period, your dealer will provide you with shuttle transportation for daily service or an alternate car (or reimbursement for rental or other transportation expenses) for overnight service.



## NAVIGATION BY ONSTAR®

Just push the OnStar®†† button and an Advisor can download voice-guided turn-by-turn directions to your Cadillac, and a voice will call out every turn or send them to your navigation system, if so equipped.



## CONNECTIONS BY ONSTAR®

Available Hands-Free Calling‡ capability from OnStar® allows you to make and receive calls safely from your Cadillac. With the OnStar RemoteLink™ mobile app, you can access real-time information and control your Cadillac from anywhere you have cell phone service. Now you can even find a destination with OnStar RemoteLink™ and send directions right to your vehicle.



## EMERGENCY BY ONSTAR®

In most crashes, built-in sensors can automatically alert an OnStar®†† Advisor who is immediately connected into your Cadillac to see if you need help sent to your exact location. Other OnStar®†† emergency services include First Assist. All Cadillac models come with 1 year of OnStar® service standard.



## MYCADILLAC APP

The ingenuity of the Escalade doesn't stop with the vehicle. As a Cadillac owner, an advanced complimentary app is available for your new vehicle. From virtually anywhere at anytime, a few taps of your finger on your iPhone® or Android™ smartphone let you access features like parking reminders, Roadside Assistance, and more. Plus, in conjunction with the OnStar RemoteLink™ mobile app, you'll have the ability‡ to remotely start your vehicle (when factory equipped) from any place you have cell service, and lock and unlock your doors. In addition, you can access key diagnostic information, including fuel tank level and range, and remaining oil life.



\* Whichever comes first, fully transferable. See dealer for limited warranty details. \*\* Whichever comes first. See dealer for select scheduled maintenance details. † Available on select iPhone®, Android™ and BlackBerry® (interim availability) devices. Services vary by phone, vehicle and conditions. Requires active OnStar® subscription. †† Visit onstar.ca for coverage map, details and system limitations. Services vary by model and conditions. OnStar® acts as a link to existing emergency service providers. ‡ Requires active OnStar® subscription.

# 2013 ESCALADE FEATURES & OPTIONS

|   | ESCALADE           | ESCALADE HYBRID | ESCALADE ESV       | ESCALADE EXT   |
|---|--------------------|-----------------|--------------------|----------------|
| <b>SAFETY AND SECURITY</b>  |                    |                 |                    |                |
| <b>AIRBAGS</b>  |                    |                 |                    |                |
| Driver and front-passenger, dual-stage, frontal with passenger detecting system and automatic passenger airbag suppression  | S                  | S               | S                  | S              |
| Driver and front-passenger, seat-mounted side-impact  | S                  | S               | S                  | S              |
| Front-to-rear, head curtain side-impact   | S                  | S               | S                  | S              |
| <b>DOOR LOCKS</b>   |                    |                 |                    |                |
| Rear-door, child-security   | S                  | S               | S                  | S              |
| <b>ONSTAR® SYSTEM</b>   |                    |                 |                    |                |
| OnStar® In-Vehicle Communications and Assistance Service, includes 1 year of the Directions & Connections Plan* with Turn-by-Turn Navigation and OnStar RemoteLink™   | S                  | S               | S                  | S              |
| <b>SAFETY RESTRAINTS</b>  |                    |                 |                    |                |
| LATCH (Lower Anchors and top Tethers for Children), in some rear seating positions  | S                  | S               | S                  | S <sup>1</sup> |
| 3-point belts for all seating positions, front safety belt pre-tensioners   | S                  | S               | S                  | S              |
| <b>SECURITY SYSTEM</b>  |                    |                 |                    |                |
| Content theft alarm, audible/visible, programmable  | S                  | S               | S                  | S              |
| <b>SIDE BLIND ZONE ALERT<sup>2</sup></b>  |                    |                 |                    |                |
| Alerts driver with visual cues in exterior rear-view mirrors if a vehicle is detected entering into your blind spots  | 0 <sup>3,4,5</sup> | S               | 0 <sup>3,4,5</sup> | 0 <sup>5</sup> |
| <b>STABILITRAK®</b>   |                    |                 |                    |                |
| StabiliTrak® electronic stability control system with proactive roll avoidance  | S                  | S               | S                  | S              |
| <b>THEFT-DETERRENT SYSTEM</b>   |                    |                 |                    |                |
| Electronic immobilizer  | S                  | S               | S                  | S              |
| <b>TRACTION CONTROL</b>   |                    |                 |                    |                |
| Electronic, full-function, all-speed with on/off switch   | S                  | S               | S                  | S              |
| <b>MECHANICAL</b>   |                    |                 |                    |                |
| <b>BRAKES</b>   |                    |                 |                    |                |
| Power, 4-wheel vented discs   | S                  | S               | S                  | S              |
| 4-wheel, 4-channel Anti-lock Braking System (ABS)   | S                  | S               | S                  | S              |
| Regenerative braking system, recharges 300-volt Hybrid battery pack   | –                  | S               | –                  | –              |
| <b>DIFFERENTIAL</b>   |                    |                 |                    |                |
| Rear, locking, heavy-duty   | S                  | S               | S                  | S              |
| <b>DRIVE</b>  |                    |                 |                    |                |
| All-Wheel Drive, full-time with single-speed open differential transfer case  | S                  | –               | S                  | S              |
| Autotrac™ 4WD, two-speed with electronic controls   | –                  | S               | –                  | –              |
| <b>ENGINE</b>   |                    |                 |                    |                |
| Vortec™ 6.2L V8 VVT with Active Fuel Management™, E85 FlexFuel capable<br>403 horsepower @ 5700 rpm and<br>417 lb.-ft. of torque @ 4300 rpm   | S                  | –               | S                  | S              |
| Vortec™ 6.0L IVC V8 VVT with Active Fuel Management™, Hybrid electric propulsion system with 300-volt Hybrid battery pack and high voltage management module, E85 FlexFuel capable<br>332 horsepower @ 5100 rpm and<br>367 lb.-ft. of torque @ 4100 rpm | –                  | S               | –                  | –              |
| Block heater  | 0                  | 0               | 0                  | 0              |
| <b>EXHAUST SYSTEM</b>   |                    |                 |                    |                |
| Single, stainless steel with chrome tip   | S                  | S               | S                  | S              |
| Dual, stainless steel with rectangular chrome outlets integrated into rear fascia   | 0 <sup>4,6</sup>   | –               | 0 <sup>4,6</sup>   | –              |

|   | ESCALADE             | ESCALADE HYBRID | ESCALADE ESV         | ESCALADE EXT     |
|---|----------------------|-----------------|----------------------|------------------|
| <b>MECHANICAL (CONTINUED)</b>   |                      |                 |                      |                  |
| <b>STEERING</b>   |                      |                 |                      |                  |
| Power, hydraulic, rack-and-pinion   | S                    | –               | S                    | S                |
| Power, electric, rack-and-pinion  | –                    | S               | –                    | –                |
| <b>SUSPENSION</b>   |                      |                 |                      |                  |
| Road-Sensing Suspension with electronically-controlled shock absorbers  | S                    | –               | S                    | S                |
| Magnetic Ride Control® suspension   | 0 <sup>3,4,5,7</sup> | S               | 0 <sup>3,4,5,7</sup> | 0 <sup>5,7</sup> |
| Automatic rear-level control system   | S                    | S               | S                    | S                |
| <b>TRAILERING EQUIPMENT</b>   |                      |                 |                      |                  |
| Heavy-duty, includes weight-distributing hitch platform with 51 mm (2 in.) hitch receiver, 7-pin wiring harness with independent fused trailer circuits, a 7-pin sealed connector and provision for installation of an aftermarket trailer brake controller               | S                    | S               | S                    | S                |
| <b>TRANSMISSION</b>   |                      |                 |                      |                  |
| 6-speed heavy-duty automatic with tow/haul mode and Driver Shift Control  | S                    | –               | S                    | S                |
| 4-speed automatic integrated with Hybrid variable electric propulsion system  | –                    | S               | –                    | –                |
| External, heavy-duty auxiliary, air-to-oil transmission cooler  | S                    | –               | S                    | S                |
| <b>VEHICLE STARTER SYSTEM</b>   |                      |                 |                      |                  |
| Remote, adaptive  | S                    | S               | S                    | S                |
| <b>INTERIOR</b>   |                      |                 |                      |                  |
| <b>CLIMATE CONTROL</b>  |                      |                 |                      |                  |
| Automatic, tri-zone electronic climate control  | S                    | S               | S                    | –                |
| Automatic, dual-zone electronic climate control   | –                    | –               | –                    | S                |
| Heater, rear auxiliary, with passenger heating ducts  | S                    | S               | S                    | –                |
| <b>CONSOLE</b>  |                      |                 |                      |                  |
| Front centre floor console with storage and dual cupholders   | S                    | S               | S                    | S                |
| Overhead, includes two reading lights, universal home remote transmitter and control for power liftgate   | S                    | S               | S                    | S <sup>8</sup>   |
| Rear floor console with dual cupholders and rear-seat audio, heated seat and rear-seat climate controls   | S                    | S               | S                    | S <sup>9</sup>   |
| <b>CRUISE CONTROL</b>   |                      |                 |                      |                  |
| Electronic, steering wheel-mounted controls   | S                    | S               | S                    | S                |
| <b>INSTRUMENTATION</b>  |                      |                 |                      |                  |
| Analogue gauge cluster (includes speedometer, tachometer, coolant temperature and fuel gauges) (on Escalade Hybrid, fuel ECO gauge replaces coolant temperature gauge)  | S                    | S               | S                    | S                |
| Driver Information Centre (includes odometer, trip odometer, instantaneous fuel consumption, fuel range, average fuel consumption, average vehicle speed, compass, exterior temperature display, GM Oil Life Monitoring System, programmable features and message centre) | S                    | S               | S                    | S                |
| Tire pressure monitoring system   | S                    | S               | S                    | S                |
| <b>LIFTGATE</b>   |                      |                 |                      |                  |
| Power, open/close with remote control   | S                    | S               | S                    | –                |
| <b>LIGHTING</b>   |                      |                 |                      |                  |
| Illuminated entry/exit, front and rear courtesy reading and cargo area  | S                    | S               | S                    | S                |
| <b>LOCKS</b>  |                      |                 |                      |                  |
| Automatic power, programmable with lock-out protection  | S                    | S               | S                    | S                |
| Remote keyless entry system, includes personalization with activation notification and panic feature  | S                    | S               | S                    | S                |
| <b>MIRROR</b>   |                      |                 |                      |                  |
| Auto-dimming rear-view with OnStar® controls  | S                    | S               | S                    | S                |

|   | ESCALADE           | ESCALADE HYBRID | ESCALADE ESV       | ESCALADE EXT    |
|---|--------------------|-----------------|--------------------|-----------------|
| <b>INTERIOR (CONTINUED)</b>   |                    |                 |                    |                 |
| <b>PEDALS</b>   |                    |                 |                    |                 |
| Power adjustable brake and accelerator with memory  | S                  | S               | S                  | S               |
| <b>POWER OUTLETS</b>  |                    |                 |                    |                 |
| 12-volt auxiliary outlets, 4, 1 in instrument panel, 1 inside front centre console, 1 on rear of front centre console and 1 in cargo area   | S                  | S               | S                  | S               |
| Rear power centre, includes 120-volt AC 3-prong household outlet  | –                  | S               | –                  | –               |
| <b>STEERING WHEEL</b>   |                    |                 |                    |                 |
| Leather-wrapped with genuine wood accents   | S                  | S               | S                  | S               |
| Audio system, cruise, and OnStar® and Bluetooth® voice recognition controls   | S                  | S               | S                  | S               |
| Heated  | 0 <sup>3,5</sup>   | S               | 0 <sup>3,5</sup>   | 0 <sup>5</sup>  |
| Power tilt adjustable column with memory  | S                  | S               | S                  | S               |
| <b>SUNSHADES</b>  |                    |                 |                    |                 |
| Driver and front-passenger extendable with illuminated vanity mirrors   | S                  | S               | S                  | S               |
| <b>UNIVERSAL HOME REMOTE</b>  |                    |                 |                    |                 |
| 3-channel programmable remote transmitter   | S                  | S               | S                  | S               |
| <b>WINDOWS</b>  |                    |                 |                    |                 |
| Power with express-up and down front windows with pinchguard and rear passenger lock-out  | S                  | S               | S                  | S               |
| <b>MEMORY/PERSONALIZATION PACKAGE</b>   |                    |                 |                    |                 |
| Automatically recalls settings for 2 drivers; the recall function remembers the position of the driver's seat, steering wheel, exterior rear-view mirror and power adjustable pedal preferences | S                  | S               | S                  | S               |
| <b>EXTERIOR</b>   |                    |                 |                    |                 |
| <b>ASSIST STEPS</b>   |                    |                 |                    |                 |
| Integrated, with chrome accents   | S                  | S               | S                  | S               |
| Power retractable running boards  | 0                  | 0               | 0                  | 0 <sup>10</sup> |
| <b>GLASS</b>  |                    |                 |                    |                 |
| Solar-Ray tinted, deep-tinted all windows behind front doors  | S                  | S               | S                  | S               |
| <b>LIGHTS</b>   |                    |                 |                    |                 |
| Daytime running lights with automatic light control and Twilight Sentinel®  | S                  | S               | S                  | S               |
| Xenon High-Intensity Discharge (HID) headlights   | S                  | –               | S                  | S               |
| LED headlights  | 0 <sup>3</sup>     | S               | 0 <sup>3</sup>     | –               |
| IntelliBeam® automatic high/low beam control system   | 0 <sup>3,4,5</sup> | S               | 0 <sup>3,4,5</sup> | 0 <sup>5</sup>  |
| Fog lights  | S                  | S               | S                  | S               |
| Tail lights, LED  | S                  | S               | S                  | –               |
| <b>MIDGATE™</b>   |                    |                 |                    |                 |
| Foldable between cargo box and cab, includes removable and stowable rear window   | –                  | –               | –                  | S               |
| <b>MIRRORS</b>  |                    |                 |                    |                 |
| Heated, power remote control, power folding, body-colour with chrome accent, driver-side auto-dimming feature, programmable reverse-tilt, puddle lamps and integrated turn signals              | S                  | S               | S                  | S               |
| <b>PARKING ASSIST</b>   |                    |                 |                    |                 |
| Ultrasonic rear obstacle detection system with audible/visible warning  | S                  | S               | S                  | S               |
| <b>REAR VISION CAMERA</b>   |                    |                 |                    |                 |
| Reverse assist for parking or trailer towing hook-up, display in Navigation System screen   | S                  | S               | S                  | S               |
| <b>RECOVERY HOOKS</b>   |                    |                 |                    |                 |
| Two, front frame mounted  | S <sup>11</sup>    | S <sup>11</sup> | S <sup>11</sup>    | S               |
| <b>ROOF RACK</b>  |                    |                 |                    |                 |
| Side rails with chrome accents, includes black cross bars   | S                  | S               | S                  | S               |

| EXTERIOR (CONTINUED)  | ESCALADE              | ESCALADE HYBRID | ESCALADE ESV          | ESCALADE EXT      |
|---|-----------------------|-----------------|-----------------------|-------------------|
| <b>SUNROOF</b>  |                       |                 |                       |                   |
| Power, tilt and sliding glass panel with variable position, wind deflector and express-open/close feature   | 0                     | S               | 0                     | 0                 |
| <b>TIRES</b>  |                       |                 |                       |                   |
| P265/65R18 all-season**   | S                     | –               | S                     | S                 |
| P285/45R22 all-season**   | 0 <sup>3,4,5,12</sup> | S               | 0 <sup>3,4,5,12</sup> | 0 <sup>5,12</sup> |
| 17" full-size steel spare under rear frame, lockable  | S                     | –               | S                     | S                 |
| Tire inflator kit   | 0 <sup>4</sup>        | S               | 0 <sup>4</sup>        | –                 |
| <b>WHEELS</b>   |                       |                 |                       |                   |
| 18" x 8" 7-spoke aluminum with machined finish PW2 (A)  | S                     | –               | S                     | S                 |
| 22" x 9" 7-spoke chromed aluminum P56 (B)   | 0 <sup>5,12</sup>     | S               | 0 <sup>5,12</sup>     | 0 <sup>5,12</sup> |
| 22" x 9" 7-spoke chromed aluminum S85 (C)   | 0 <sup>3</sup>        | 0 <sup>3</sup>  | 0 <sup>3</sup>        | –                 |
| 22" x 9" 7-spoke ultra-bright machined-finish aluminum with painted accents Q7L (D)   | 0 <sup>4</sup>        | –               | 0 <sup>4</sup>        | –                 |
| <b>WIPER/WASHER SYSTEM</b>  |                       |                 |                       |                   |
| Front, 2-speed with variable delay (intermittent)   | S                     | S               | S                     | S                 |
| Rear, window wiper/washer with fixed delay  | S                     | S               | S                     | –                 |
| <b>SEATING</b>  |                       |                 |                       |                   |
| Front buckets with perforated nuance leather seating surfaces, power 8-way driver and front-passenger seat adjusters with power 4-way lumbar adjusters and driver's 2-position memory   | S                     | S               | S                     | S                 |
| Heated and cooled front bucket seats with independent heated seat cushions and seatbacks (3 settings)   | S                     | S               | S                     | S                 |
| 2nd-row, reclining bucket seats with leather seating surfaces, heated seat cushions (3 settings) and fold-down armrests   | S                     | –               | S                     | –                 |
| 2nd-row, 3-passenger, 60/40 split-folding bench seat with leather seating surfaces, heated outboard seat cushions (3 settings) and fold-down centre armrest   | 0                     | S               | 0                     | S <sup>9</sup>    |
| 2nd-row, power release fold-and-tumble seats  | 0 <sup>3,5</sup>      | –               | 0 <sup>3,5</sup>      | –                 |
| 3rd-row, 3-passenger, flip-and-fold 50/50 split-folding bench seat (removable)  | S                     | S               | S                     | –                 |
| <b>ENTERTAINMENT</b>  |                       |                 |                       |                   |
| AM/FM stereo with single CD/DVD player, MP3 compatibility, Radio Data System® (RDS), TheftLock®, DVD-based Navigation System for map coverage in Canada and USA <sup>†</sup> with voice recognition (includes Hybrid power flow display on Escalade Hybrid), USB port <sup>1,3</sup> auxiliary audio input jack and 10-speaker Bose® 5.1 Cabin Surround® premium audio system | S                     | S               | S                     | S <sup>14</sup>   |
| Bluetooth® hands-free phone connectivity  | S                     | S               | S                     | S                 |
| Bluetooth® wireless audio connectivity  | S                     | S               | S                     | S                 |
| XM Satellite Radio™ <sup>††</sup>   | S                     | S               | S                     | S                 |
| Rear-seat audio controls and earphone jacks   | S                     | S               | S                     | S                 |
| Rear Seat Entertainment System, includes 2nd-row 203 mm (8 in.) overhead LCD colour monitor, DVD player, auxiliary audio/video jacks on rear of centre console, MP3 compatibility, 2 wireless headphones and remote control   | 0                     | 0               | –                     | 0                 |
| Rear Seat Entertainment System, includes 2nd-row and 3rd-row 203 mm (8 in.) overhead LCD colour monitors, DVD player, auxiliary audio/video jacks on rear of centre console, MP3 compatibility, 4 wireless headphones and remote control  | –                     | –               | 0                     | –                 |

S – Standard.

0 – Optional individually or in combination with other optional equipment.

1. No third-row seating on Escalade EXT.

2. Before making a lane change, always check the Side Blind Zone Alert display, check the exterior and interior rear-view mirrors, look over your shoulder for vehicles and hazards, and activate your turn signal.

3. Included with available Platinum Preferred Equipment Group.
4. Included with available Premium Collection Appearance Package.
5. Included with available Ultra Luxury Collection.

6. Deletes full-size spare tire. Dual exhaust can be deleted on Premium Collection Appearance Package to retain full-size spare if specified.

7. Included with available Suspension Package.

8. Power liftgate not included on Escalade EXT.

9. Heated seats not included on Escalade EXT.

10. Requires available Ultra Luxury Collection.

11. Front recovery hooks deleted when Platinum Preferred Equipment Group or Premium Collection Appearance Package is specified.

12. Included with available 22" Wheel and Tire Package.

13. Not compatible with all devices.

14. 8-speaker audio system included on Escalade EXT.

15. Requires available 22" Wheel and Tire Package.

16. Requires available Suspension Package.

17. Not available with Platinum Preferred Equipment Group 1SC.

18. Tire inflator kit replaces full-size spare tire. Dual exhaust can be deleted to retain full-size spare if specified.

19. Side Blind Zone Alert and 2nd-row fold-and-tumble seats not included on Escalade EXT.

20. Includes 3rd-row LCD monitor.

| PACKAGES  | ESCALADE           | ESCALADE HYBRID | ESCALADE ESV       | ESCALADE EXT    |
|---|--------------------|-----------------|--------------------|-----------------|
| <b>SUSPENSION PACKAGE</b>   |                    |                 |                    |                 |
| Includes Magnetic Ride Control® suspension  | 0 <sup>15</sup>    | S               | 0 <sup>15</sup>    | 0 <sup>15</sup> |
| <b>22" WHEEL AND TIRE PACKAGE</b>   |                    |                 |                    |                 |
| Includes 22" x 9" 7-spoke chromed aluminum wheels (B) with P285/45R22 all-season** tires  | 0 <sup>16,17</sup> | S               | 0 <sup>16,17</sup> | 0 <sup>16</sup> |
| <b>PREMIUM COLLECTION APPEARANCE PACKAGE</b>  |                    |                 |                    |                 |
| Includes body-colour grille with matching side vents, body-colour body-side mouldings and door handles, unique rear fascia with dual exhaust outlets, tinted clear Centre High-Mounted Stop Light (CHMSL) and tail lights, unique rear two-piece appliqué and badge, 22" x 9" 7-spoke ultra-bright machined-finish aluminum wheels with painted accents (D), P285/45R22 all-season** blackwall tires, tire inflator kit, Magnetic Ride Control® suspension, IntelliBeam® automatic high/low beam control system, Side Blind Zone Alert and Rear Seat Entertainment System   | 0 <sup>18</sup>    | –               | 0 <sup>18</sup>    | –               |
| <b>ULTRA LUXURY COLLECTION</b>  |                    |                 |                    |                 |
| Includes Suspension Package, 22" Wheel and Tire Package, IntelliBeam® automatic high/low beam control system, power tilt and slide sunroof, heated steering wheel, Side Blind Zone Alert and 2nd-row power release fold-and-tumble seats  | 0 <sup>17</sup>    | –               | 0 <sup>17</sup>    | 0 <sup>19</sup> |
| <b>PLATINUM PREFERRED EQUIPMENT GROUP 1SC</b>   |                    |                 |                    |                 |
| Includes Magnetic Ride Control® suspension, unique front and rear fascias, 22" x 9" 7-spoke chromed aluminum wheels (C), P285/45R22 all-season** tires, LED headlights with IntelliBeam® automatic high/low beam control system, power retractable assist steps, dual chrome exhaust outlets, Side Blind Zone Alert, power tilt and slide sunroof, unique interior accents and trim, Tehama aniline leather seating surfaces in 1st- and 2nd-rows and nuance leather seating surfaces in 3rd-row, heated steering wheel, heated and cooled cupholders, 2nd-row power release fold-and-tumble seats, Rear Seat Entertainment System plus colour monitors mounted in rear of driver and front-passenger head restraints | 0                  | –               | 0 <sup>20</sup>    | –               |

| PACKAGES  | ESCALADE           | ESCALADE HYBRID | ESCALADE ESV       | ESCALADE EXT    |
|---|--------------------|-----------------|--------------------|-----------------|
| <b>SUSPENSION PACKAGE</b>   |                    |                 |                    |                 |
| Includes Magnetic Ride Control® suspension  | 0 <sup>15</sup>    | S               | 0 <sup>15</sup>    | 0 <sup>15</sup> |
| <b>22" WHEEL AND TIRE PACKAGE</b>   |                    |                 |                    |                 |
| Includes 22" x 9" 7-spoke chromed aluminum wheels (B) with P285/45R22 all-season** tires  | 0 <sup>16,17</sup> | S               | 0 <sup>16,17</sup> | 0 <sup>16</sup> |
| <b>PREMIUM COLLECTION APPEARANCE PACKAGE</b>  |                    |                 |                    |                 |
| Includes body-colour grille with matching side vents, body-colour body-side mouldings and door handles, unique rear fascia with dual exhaust outlets, tinted clear Centre High-Mounted Stop Light (CHMSL) and tail lights, unique rear two-piece appliqué and badge, 22" x 9" 7-spoke ultra-bright machined-finish aluminum wheels with painted accents (D), P285/45R22 all-season** blackwall tires, tire inflator kit, Magnetic Ride Control® suspension, IntelliBeam® automatic high/low beam control system, Side Blind Zone Alert and Rear Seat Entertainment System   | 0 <sup>18</sup>    | –               | 0 <sup>18</sup>    | –               |
| <b>ULTRA LUXURY COLLECTION</b>  |                    |                 |                    |                 |
| Includes Suspension Package, 22" Wheel and Tire Package, IntelliBeam® automatic high/low beam control system, power tilt and slide sunroof, heated steering wheel, Side Blind Zone Alert and 2nd-row power release fold-and-tumble seats  | 0 <sup>17</sup>    | –               | 0 <sup>17</sup>    | 0 <sup>19</sup> |
| <b>PLATINUM PREFERRED EQUIPMENT GROUP 1SC</b>   |                    |                 |                    |                 |
| Includes Magnetic Ride Control® suspension, unique front and rear fascias, 22" x 9" 7-spoke chromed aluminum wheels (C), P285/45R22 all-season** tires, LED headlights with IntelliBeam® automatic high/low beam control system, power retractable assist steps, dual chrome exhaust outlets, Side Blind Zone Alert, power tilt and slide sunroof, unique interior accents and trim, Tehama aniline leather seating surfaces in 1st- and 2nd-rows and nuance leather seating surfaces in 3rd-row, heated steering wheel, heated and cooled cupholders, 2nd-row power release fold-and-tumble seats, Rear Seat Entertainment System plus colour monitors mounted in rear of driver and front-passenger head restraints | 0                  | –               | 0 <sup>20</sup>    | –               |

| PACKAGES  | ESCALADE           | ESCALADE HYBRID | ESCALADE ESV       | ESCALADE EXT    |
|---|--------------------|-----------------|--------------------|-----------------|
| <b>SUSPENSION PACKAGE</b>   |                    |                 |                    |                 |
| Includes Magnetic Ride Control® suspension  | 0 <sup>15</sup>    | S               | 0 <sup>15</sup>    | 0 <sup>15</sup> |
| <b>22" WHEEL AND TIRE PACKAGE</b>   |                    |                 |                    |                 |
| Includes 22" x 9" 7-spoke chromed aluminum wheels (B) with P285/45R22 all-season** tires  | 0 <sup>16,17</sup> | S               | 0 <sup>16,17</sup> | 0 <sup>16</sup> |
| <b>PREMIUM COLLECTION APPEARANCE PACKAGE</b>  |                    |                 |                    |                 |
| Includes body-colour grille with matching side vents, body-colour body-side mouldings and door handles, unique rear fascia with dual exhaust outlets, tinted clear Centre High-Mounted Stop Light (CHMSL) and tail lights, unique rear two-piece appliqué and badge, 22" x 9" 7-spoke ultra-bright machined-finish aluminum wheels with painted accents (D), P285/45R22 all-season** blackwall tires, tire inflator kit, Magnetic Ride Control® suspension, IntelliBeam® automatic high/low beam control system, Side Blind Zone Alert and Rear Seat Entertainment System | 0 <sup>18</sup>    | –               | 0 <sup>18</sup>    | –               |
| <b>ULTRA LUXURY COLLECTION</b>  |                    |                 |                    |                 |
| Includes Suspension Package, 22" Wheel and Tire Package, IntelliBeam® automatic high/low beam control system, power tilt and slide sunroof, heated steering wheel, Side Blind Zone Alert and 2nd-row power release fold-and-tumble seats  | 0 <sup>17</sup>    | –               | 0 <sup>17</sup>    | 0 <sup>19</sup> |
| <b>PLATINUM PREFERRED EQUIPMENT GROUP 1SD</b>   |                    |                 |                    |                 |
| Includes unique front and rear fascias, 22" x 9" 7-spoke chromed aluminum wheels (C), power retractable assist steps, unique interior accents and trim, Tehama aniline leather seating surfaces in 1st- and 2nd-rows and nuance leather seating surfaces in 3rd-row, heated and cooled cupholders and Rear Seat Entertainment System plus colour monitors mounted in rear of driver and front-passenger head restraints   | –                  | 0               | –                  | –               |

<sup>\*</sup> Visit onstar.ca for coverage map, details and system limitations. Services vary by model and conditions.

<sup>\*\*</sup> All-season tires may not satisfy winter tire requirements in all regions of the country. Tires specifically designed for severe winter conditions and marked with the "winter tire" symbol ▲ may be required during certain months or in certain regions. Contact your Provincial, Municipal or local road authority for information regarding which tires are required in your particular area.

<sup>†</sup> At time of print, detailed map coverage is available for most major urban areas of the United States and for certain metropolitan areas of Canada (Vancouver, Calgary, Edmonton, Winnipeg, Windsor, London, Toronto, Ottawa, Montreal, Quebec City and Halifax). Coverage is significantly limited outside these areas.

<sup>††</sup> Available in 10 Canadian provinces and the 48 contiguous United States. Subscription sold separately after trial period. Visit xmradio.ca for details.

## TRAILERING

|  |                             |  |  |  |
|--|-----------------------------|--|--|--|
| <b>ESCALADE</b>                              |                             |  |  |  |
| Maximum payload/trailer weight: <sup>‡</sup> | 718/3674 kg (1582/8100 lb.) |  |  |  |
| <b>ESCALADE HYBRID</b>                       |                             |  |  |  |
| Maximum payload/trailer weight: <sup>‡</sup> | 616/2540 kg (1358/5600 lb.) |  |  |  |
| <b>ESCALADE ESV</b>                          |                             |  |  |  |
| Maximum payload/trailer weight: <sup>‡</sup> | 643/3538 kg (1418/7800 lb.) |  |  |  |
| <b>ESCALADE EXT</b>                          |                             |  |  |  |
| Maximum payload/trailer weight: <sup>‡</sup> | 562/3402 kg (1239/7500 lb.) |  |  |  |

<sup>‡</sup> Maximum trailer-weight ratings are calculated assuming a base vehicle, except for any option(s) necessary to achieve the rating, plus driver. The weight of other optional equipment, passengers and cargo will reduce the maximum trailer weight your vehicle can tow. See your Cadillac dealer for additional details.

| CAPABILITIES AND DIMENSIONS  |              |  |  |  |
|--|--------------|--|--|--|
| <b>ESCALADE/ESCALADE HYBRID L (cu. ft.)</b>  |              |  |  |  |
| Cargo volume behind third-row seat: <sup>‡‡</sup>  | 479 (16.9)   |  |  |  |
| Cargo volume behind second-row seats with third-row seats removed: <sup>‡‡</sup>   | 1708 (60.3)  |  |  |  |
| Cargo volume with second-row seats stowed and third row removed: <sup>‡‡</sup>   | 3084 (108.9) |  |  |  |
| <b>ESCALADE ESV L (cu. ft.)</b>  |              |  |  |  |
| Cargo volume behind third-row seat: <sup>‡‡</sup>  | 1297 (45.8)  |  |  |  |
| Cargo volume behind second row with third-row seats removed: <sup>‡‡</sup>   | 2549 (90.0)  |  |  |  |
| Cargo volume with second-row seats stowed and third row removed: <sup>‡‡</sup>   | 3891 (137.4) |  |  |  |
| <sup>‡‡</sup> Cargo and load capacity limited by weight and distribution. See your Cadillac dealer for additional details. |              |  |  |  |

|                                |             |  |  |  |
|--------------------------------|-------------|--|--|--|
| <b>ESCALADE EXT mm (in.)</b>   |             |  |  |  |
| Bed height:                    | 635 (25.0)  |  |  |  |
| Bed length with Midgate™ up:   | 1600 (63.0) |  |  |  |
| Bed length with Midgate™ down: | 2479 (97.6) |  |  |  |
| Bed width:                     | 1270 (50.0) |  |  |  |

### EXTERIOR DIMENSIONS mm (in.)

|                                 |              |  |  |  |
|---------------------------------|--------------|--|--|--|
| <b>ESCALADE/ESCALADE HYBRID</b> |              |  |  |  |
| Wheelbase                       | 2946 (116.0) |  |  |  |
| Length                          | 5144 (202.5) |  |  |  |
| Width                           | 2007 (79.0)  |  |  |  |
| Height                          | 1928 (75.9)  |  |  |  |

|                     |              |  |  |  |
|---------------------|--------------|--|--|--|
| <b>ESCALADE ESV</b> |              |  |  |  |
| Wheelbase           | 3302 (130.0) |  |  |  |
| Length              | 5662 (222.9) |  |  |  |
| Width               | 2009 (79.1)  |  |  |  |
| Height              | 1918 (75.5)  |  |  |  |

|                     |              |  |  |  |
|---------------------|--------------|--|--|--|
| <b>ESCALADE EXT</b> |              |  |  |  |
| Wheelbase           | 3302 (130.0) |  |  |  |
| Length              | 5639 (222.0) |  |  |  |
| Width               | 2009 (79.1)  |  |  |  |
| Height              | 1892 (74.5)  |  |  |  |

### INTERIOR DIMENSIONS mm (in.)

|                                      |                                 |  |  |  |
|--------------------------------------|---------------------------------|--|--|--|
| <b>ESCALADE/ESCALADE HYBRID</b>      |                                 |  |  |  |
| Headroom, front/2nd-row/3rd-row      | 1044/996/963 (41.1/39.2/37.9)   |  |  |  |
| Legroom, front/2nd-row/3rd-row       | 1049/991/650 (41.3/39.0/25.6)   |  |  |  |
| Shoulder room, front/2nd-row/3rd-row | 1656/1656/1567 (65.2/65.2/61.7) |  |  |  |
| Hip room, front/2nd-row/3rd-row      | 1537/1544/1247 (60.5/60.8/49.1) |  |  |  |

|                                      |                                 |  |  |  |
|--------------------------------------|---------------------------------|--|--|--|
| <b>ESCALADE ESV</b>                  |                                 |  |  |  |
| Headroom, front/2nd-row/3rd-row      | 1044/978/968 (41.1/38.5/38.1)   |  |  |  |
| Legroom, front/2nd-row/3rd-row       | 1049/1003/886 (41.3/39.5/34.9)  |  |  |  |
| Shoulder room, front/2nd-row/3rd-row | 1656/1656/1643 (65.2/65.2/64.7) |  |  |  |
| Hip room, front/2nd-row/3rd-row      | 1537/1570/1255 (60.5/61.8/49.4) |  |  |  |

|                              |                       |  |  |  |
|------------------------------|-----------------------|--|--|--|
| <b>ESCALADE EXT</b>          |                       |  |  |  |
| Headroom, front/2nd-row      | 1044/1016 (41.1/40.0) |  |  |  |
| Legroom, front/2nd-row       | 1049/993 (41.3/39.1)  |  |  |  |
| Shoulder room, front/2nd-row | 1656/1659 (65.2/65.3) |  |  |  |
| Hip room, front/2nd-row      | 1537/1582 (60.5/62.3) |  |  |  |

|                                 |            |  |  |  |
|---------------------------------|------------|--|--|--|
| <b>CAPACITIES L (imp. gal.)</b> |            |  |  |  |
| Fuel – Escalade                 | 98 (21.6)  |  |  |  |
| – Escalade Hybrid               | 95 (20.9)  |  |  |  |
| – Escalade ESV/EXT              | 117 (25.7) |  |  |  |

|  |             |  |  |  |
|--|-------------|--|--|--|
| <b>CURB WEIGHT, ESTIMATED kg (lb.)</b> |             |  |  |  |
| Escalade                               | 2594 (5718) |  |  |  |
| Escalade Hybrid                        | 2786 (6142) |  |  |  |
| Escalade ESV                           | 2713 (5982) |  |  |  |
| Escalade EXT                           | 2704 (5961) |  |  |  |

# 2013 ESCALADE INTERIOR COLOURS

Ebony Nuance Leather with Ebony Accents



Cashmere Nuance Leather with Cocoa Accents<sup>1</sup>



Ebony Tehāma Aniline Full Leather with Ebony Accents<sup>2</sup>



Cocoa Tehāma Aniline Full Leather with Very Light Linen Accents<sup>2</sup>



<sup>1</sup> – Not available with Escalade Platinum Edition models.  
<sup>2</sup> – Available with Escalade Platinum Edition models only.

All interior trim configurations are available with all exterior colours.



## 2013 ESCALADE EXTERIOR COLOURS

41 – Black Raven

58 – Black Ice Metallic\*<sup>1</sup>

89 – Crystal Red Tintcoat\*<sup>1,2</sup>

98 – White Diamond Tricoat\*<sup>3</sup>

GAN – Radiant Silver Metallic

GHA – Mocha Steel Metallic<sup>1</sup>

GTS – Xenon Blue Metallic<sup>4</sup>

GWT – Silver Coast Metallic<sup>1</sup>

The exterior and interior colours in this brochure are as close to the actual vehicle production colours as the printing process allows. For more accurate colour samples, ask your Cadillac sales consultant to see the dealer showroom vehicle colour display.

\* Available at extra cost.

<sup>1</sup> – Not available on Escalade EXT.

<sup>2</sup> – Tintcoat is a premium two-layer paint application with the addition of a tinted clearcoat, lending the finish an extra depth and brightness.

<sup>3</sup> – Tricoat is a meticulous three-layer process that results in a dramatic hue-shifting colour reminiscent of a show-car finish.

<sup>4</sup> – Available on Escalade EXT only.

## WHEELS



A – 18" x 8" 7-spoke aluminum wheels with machined finish (PW2)



B – 22" x 9" 7-spoke chromed aluminum wheels (P56)



C – 22" x 9" 7-spoke chromed aluminum wheels (S85)



D – 22" x 9" 7-spoke ultra-bright machined-finish aluminum wheels with painted accents (Q7L)

### ACQUISITION OPTIONS

In addition to the many exclusive privileges of Cadillac ownership, General Motors of Canada has created a range of supplementary support programs to enhance your ownership experience. Some of these programs assist you in purchasing the Cadillac of your choice. Others help protect you and your new Cadillac over the long term.

### PURCHASING:

- **Purchase Financing or Leasing** – on-the-spot financing at your GM dealership\*
- **The GM Card** – GM cardholders may redeem up to \$3500 GM Card® Earnings (subject to Vehicle Redemption Allowances) toward the Total Purchase Price on eligible new GM vehicles.\*\* For full program details please visit [thegmcard.ca](http://thegmcard.ca)

† Subject to eligibility. †† Program subject to change.

### ADDITIONAL OWNERSHIP PROGRAMS:

- **GM Protection Plan (GMPP)** – the only extended service plan backed by the resources and commitment of General Motors, GMPP may be purchased at the time of sale or subsequently during the New Vehicle Limited Warranty period.‡

‡ Conditions and limitations apply.

### INFORMATION RESOURCES:

You can obtain more information about Cadillac vehicles and programs from your Cadillac dealer, or at these information centres:

- The Cadillac website at [cadillac.ca](http://cadillac.ca)
- The Cadillac Contact Centre at 1-888-446-2000 (1-800-263-3830 for TDD users).

### A WORD ABOUT THIS BROCHURE

Some of the equipment shown or described throughout this brochure may be available at extra cost. We have tried to make this brochure comprehensive and factual. We reserve the right, however, to make changes at any time, without notice, in prices, colours, materials, equipment, specifications, models and availability. Specifications, dimensions, measurements, ratings and other numbers in this brochure and other printed materials provided at the dealership or affixed to vehicles are approximates based upon design and engineering drawings and prototypes and laboratory tests. Your vehicle may differ due to variations in manufacture and equipment. Since some information may have been adapted since the time of printing, please check with your Cadillac dealer for complete details. General Motors of Canada Limited reserves the right to lengthen or shorten the model year for any product, for any reason, or to start and end model years at different times.

### A WORD ABOUT ASSEMBLY

Cadillac vehicles are equipped with engines and components produced and assembled by different operating units of General Motors, its subsidiaries and suppliers and these engines and components may change or be obtained from different sources from time to time. All such engines and components are approved for use in Cadillac vehicles. Certain equipment ordered may be unavailable at the time of assembly and we suggest that you verify that your vehicle includes the equipment you ordered, or if there are changes, that they are acceptable to you.

### A WORD ABOUT CORROSION

Cadillacs are designed and built to resist corrosion. All body sheet metal components are warranted against rust-through corrosion for 6 years. There is no deductible for rust-through repairs. Application of additional rust-inhibiting materials is not required under the corrosion coverage and none is recommended.

### TRADEMARKS

The marks appearing in this Cadillac brochure including, but not limited to: General Motors, GM, Cadillac, the Cadillac badge, Escalade and their respective logos, emblems, slogans and vehicle model names and body designs; and other marks such as Active Fuel Management, Autotrac, IntelliBeam, Magnetic Ride Control, Midgate, StabiliTrak, Twilight Sentinel and Vortec are trademarks of General Motors and/or General Motors of Canada Limited, its subsidiaries, affiliates or licensors. OnStar and the OnStar emblem are registered trademarks and RemoteLink is a trademark of OnStar, LLC.

TheftLock is a registered trademark of Delphi Technologies, Inc.

Bose and Cabin Surround are trademarks or registered trademarks of the Bose Corporation.

Radio Data System (RDS) is a registered trademark of the U.S. National Association of Broadcasters.

SiriusXM, the SiriusXM logo, channel names and logos are trademarks of SiriusXM Radio Inc.

App Store, iPhone and iPod are trademarks of Apple Computer, Inc., registered in the U.S. and other countries.

Android is a trademark of Google Inc.

BlackBerry is a registered trademark of Research In Motion, Limited.

Bluetooth is a registered trademark of Bluetooth SIG Inc.

### COPYRIGHT

© Copyright 2012 General Motors of Canada Limited. All Rights Reserved. All text, images, graphics, and other materials in this Cadillac brochure are subject to the copyright and other intellectual property rights of General Motors and/or General Motors of Canada Limited. These materials may not be reproduced, distributed or modified without the express written permission of General Motors and/or General Motors of Canada Limited.

Printed in Canada, October 2012.