

SONATA

2016 HYUNDAI



2016 HYUNDAI SONATA

LIFE'S FULL OF TOUGH DECISIONS. SONATA MAKES THIS ONE EASIER.

If you're shopping for a midsize sedan, then you know how good our competitors can be. So what makes Sonata better?

For starters, Sonata is bigger. It has best-in-class interior volume and more front head room and legroom than its midsize sedan competitors.¹ Sonata is so roomy, in fact, it's the only car in its competitive set to be classified as a large car by the EPA.

Sonata is sleeker, too. Its Fluidic Sculpture design achieves the lowest drag coefficient of any non-hybrid in the midsize segment, which helps improve fuel efficiency.¹ Sonata is also smarter, thanks to features like Google's Android™ Auto that transform the cockpit into an extension of your smartphone.² More luxurious? Ventilated front seats and a panoramic sunroof – features normally reserved for premium luxury sedans – help check that box, too.³

Even if safety's not foremost in your mind, you can rest assured it's foremost in ours. Sonata's NHTSA 5-Star Safety Rating⁴ is enhanced by an array of available accident avoidance technologies. Hyundai's Blue Link® Connected Care package⁵ adds Automatic Collision Notification, SOS Emergency Assistance and a variety of other features. Yeah, we've got your back.

Speaking of which, Sonata quality is backed by a suite of Hyundai Assurance services that include America's Best Warranty. Now, see how easy that was? The really tough decision is which Sonata – SE, Eco, Sport or Limited – to drive home.

¹ Claim based on comparison of specifications on manufacturer websites. ² Late availability. Android Auto works with smartphones enabled to run on Google's Android 5.0 OS and above. Google, Android and Android Auto are registered trademarks of Google Inc. ³ Ventilated front seats and panoramic sunroof available on Sonata Limited models. ⁴ Government star ratings are part of the National Highway Traffic Safety Administration's (NHTSA's) New Car Assessment Program (safercar.gov). ⁵ Blue Link agents will contact existing emergency service responders. Only use Blue Link and corresponding devices when it is safe to do so. Blue Link Connected Care includes one year of the Blue Link Connected Care Package and requires an active Blue Link subscription. One year term starts from the new vehicle date of first use and is available for new vehicle purchases and leases based upon terms and conditions on the Blue Link subscription enrollment pages. Cellular and GPS coverage is required.



SONATA

Sport 2.0T

SONATA SPORT 2.0T in Symphony Silver



SONATA LIMITED 2.0T in Lakeside Blue

ENGINEERED PERFORMANCE

NOW THAT YOU HAVE THE FACTS, CONSIDER HOW SONATA MAKES YOU FEEL.

Sure, Sonata's long list of best-in-class attributes appeal to your rational side. But shouldn't your next car stir your emotions, too?


That's why our designers gave Sonata a taut, sculpted body accented by available modern LED lighting. Beneath that shimmering exterior, Sonata's standard engine is a 185-horsepower, 2.4L powerplant with Gasoline Direct Injection that produces more power from every drop of fuel.

In Sonata Eco, a 1.6L twin-scroll turbo engine combines 178-horsepower performance with fuel-sipping efficiency. Crave even more turbo power? Sonata's available 2.0L twin-scroll turbocharged engine churns out an impressive 245 horsepower. And with the Drive Mode Select feature, you can set your Sonata on Sport Mode for a boost of driving excitement.

For 2016, our engineers even gave Sonata new aluminum suspension components that reduce weight for a more nimble ride. Sonata's turning diameter, curb to curb, is 35.8 feet – over 2 feet tighter than Honda Accord. Oops, there's that rational side again.



SPORTY DRIVING FUN With Sonata Sport 2.0T and Sonata Limited 2.0T, you'll feel the grip of performance tires on 18" alloy wheels, which work in concert with a stiffer body, sport-tuned suspension and steering systems, and larger front disc brakes to raise the car's driving dynamics. Not to mention your pulse rate.



HIGH-STRENGTH STEEL To enhance handling precision and overall driving dynamics, the majority of Sonata's body is built with advanced high-strength steel. It's a material twice as rigid as ordinary steel, yet 10 percent lighter. It's also a big reason why Sonata performs so well for occupant protection in safety tests.



LEATHER-TRIMMED SPORT SEATS The sport seats available on Sonata Sport feature larger leather bolsters that hold the driver and front passenger firmly in place as the road twists and turns. On Sonata Sport 2.0T and Sonata Limited 2.0T, the leather-trimmed seating is framed by an all-black headliner, 3-D Tech accents and aluminum pedals.



DRIVE MODE SELECT How do you want your Sonata to feel? You decide with Drive Mode Select. At the push of a button, Sonata alters steering calibration and engine mapping to match one of three driving modes – ECO for fuel efficiency, NORMAL for balanced performance and SPORT for dynamic steering feel and aggressive engine response.



SONATA LIMITED Ultimate Package in Beige Leather

LUXURY AND COMFORT

LIVE COMFORTABLY WITHIN YOUR MEANS. VERY COMFORTABLY.

When you take Sonata for a test-drive, be sure to notice what's missing inside that spacious interior: Noise, vibration and harshness. Hyundai engineers made Sonata blissfully quiet inside, thanks to the strategic use of sound insulation and special suspension bushings.

So sit down and relax – you're in the lap of luxury. On Sonata Limited, heated front and rear leather seats come standard. A conventional sunroof is standard on Limited, too – or you can opt for the wide-open appeal of an available panoramic sunroof.

Need more comfort? Consider the soothing warmth of an available heated steering wheel, the enhanced cooling of available ventilated front seats, and the privacy of available rear manual side window sunshades.

That quiet interior we were talking about earlier? You can turn it into a concert hall with a 400-Watt Infinity® audio system. The 9-speaker system deploys a subwoofer and external amp to fill the interior with deep bass, mid-range punch and crisp highs. Sounds good just thinking about it.

¹ SiriusXM Satellite Radio and SiriusXM Travel Link each require a subscription sold separately, or as a package, by Sirius XM Radio Inc. If you decide to continue service after your trial, the subscription plan you choose will automatically renew thereafter, and you will be charged according to your chosen payment method at then-current rates. Fees and taxes apply. To cancel, call us at 1-866-635-2349. See our Customer Agreement for complete terms at siriusxm.com. All fees and programming subject to change. ©2015 Sirius XM Radio Inc. Sirius, XM and all related marks and logos are trademarks of Sirius XM Radio Inc. ² Smart Cruise Control (SCC) is not a collision avoidance or warning device. SCC is for highway use only and should not be used in poor weather, heavy or varying traffic, or on winding or slippery roads. Driver remains responsible to slow or stop the vehicle to avoid a collision. ³ Available on Sonata Sport, standard on Sport 2.0T and Limited models.



SPLIT-SCREEN DISPLAY An available 8" navigation system features touch sensitivity and a split-screen that displays maps with junction views and audio options all at once. Rearview camera? Check. Voice commands? Check. Premium 400-Watt Infinity audio system with SiriusXM® Satellite Radio,¹ HD Radio™ and advanced Blue Link features? Check. Check. Check.



SMART CRUISE CONTROL Radar is used to maintain a desired speed and distance from vehicles in front of you. When traffic stops, the stop/start feature brings you to a full stop automatically, then re-engages if the vehicle ahead moves forward within 3 seconds.²



PANORAMIC SUNROOF Sonata Limited models come standard with a conventional sunroof, and are available with a panoramic sunroof. Either way, you'll enjoy how it transforms the everyday commute into a pleasure cruise.



IT KNOWS YOU'RE THERE As you walk up to your Sonata, the door handle magically illuminates.³ Sonata is also the first in its class to feature a hands-free smart trunk. Stand behind the trunk for 3 seconds with the key fob in your pocket or purse, and it automatically opens.



¹ The Blind Spot Detection System assists the driver by warning of other cars in the blind spot region. It senses the rear side territory of the vehicle when it is traveling over 19 mph. There are limitations to the function, range, detection and clarity of the system. It will not detect all vehicles or objects in the blind spot. Its operation depends on the size, distance, angle and relative speed difference between your car and other cars. Blind Spot Detection may not operate if sensors are obscured in any way. Do not rely exclusively on Blind Spot Detection. Blind Spot Detection is a supplemental system and the driver must still be attentive and exercise caution when driving with it. It is important to always signal, look over your shoulder and through your mirrors before changing lanes. It is the driver's responsibility to be aware of the surroundings and ensure it is clear before changing lanes or directions. Blind Spot Detection is only meant to assist the driver in these responsibilities. ² The Lane Departure Warning operates above approximately 44 mph and only when the lane markings are clearly visible on the road. It will not prevent loss of control. Refer to your Owner's Manual for more information. ³ Late availability. Apple CarPlay works with iPhone 5s, iPhone 5c, iPhone 5 and later models running the latest version of iOS 7 and above. Apple is a registered trademark of Apple Inc. Android Auto works with smartphones enabled to run on Google's Android 5.0 OS and above. Google, Android and Android Auto are registered trademarks of Google Inc. ⁴ Automatic Emergency Braking (AEB) is designed to detect vehicles whose taillights are directly in front of the Sonata. AEB will not detect objects other than cars. AEB initiates full braking at speeds between 5 and 50 mph. AEB is not a substitute for safe driving. See Owner's Manual for details and limitations. ⁵ Top Safety Pick rating based on Insurance Institute for Highway Safety 40 mph moderate overlap frontal crash test, 31 mph side-impact test, 20 mph rear-impact test and roof strength testing. Test performed by the Insurance Institute for Highway Safety. For details, visit iihs.org. ⁶ Remote Vehicle Start is only available for push-button start equipped vehicles with an automatic transmission. Not available on all models. Remote Climate Control available on navigation-equipped models with fully automatic temperature control. Remote Stop is only available while the vehicle is in Remote Start mode.

SONATA LIMITED 2.0T in Symphony Silver

TECHNOLOGY AND INNOVATION

SONATA MAY BE A MIDSIZE SEDAN. BUT ITS TECHNOLOGY HAS OVERSIZED AMBITIONS.

If it's been a few years since your last new car, the level of technology in Sonata may astonish you. Sonata's safety features not only include seven airbags, but technologies that help drivers avoid accidents in the first place.

When you're switching lanes, Blind Spot Detection with Lane Change Assist factors the speed of vehicles in adjacent lanes into its warning calculus.¹ Should you unintentionally drift from your lane, available Lane Departure Warning alerts you.² And when Sonata's front camera detects an oncoming vehicle at night, available Automatic High Beam Assist switches your headlights from high to low beam.

Now for the fun part: Sonata comes standard with a new 7" Display Audio system that features advanced smartphone integration. Apple CarPlay™ and Google Android™ Auto let smartphone owners access music, maps, messages and more using Sonata's center console touchscreen or a button on the steering wheel.³ Bluetooth® hands-free phone integration with voice recognition and audio streaming also comes standard.

Our award-winning Blue Link connected car system brings a suite of remote access and car care features along for the ride, making it feel like a concierge, a technician and a security team are built into your dashboard.



AUTOMATIC EMERGENCY BRAKING New for 2016, AEB uses a camera and radar sensors to scan the area in front of your car. If a crash is imminent and the driver doesn't react, the system automatically intervenes and deploys emergency braking to help prevent a collision.⁴ Hyundai's 2015 model was named a Top Safety Pick by the IIHS – a rating that satisfies some of the industry's most stringent testing.⁵



CONNECTED CARE This Blue Link package ensures you're not alone in an emergency. Automatic Collision Notification and SOS Emergency Assistance report your position and connect you to an operator in a flash. Connected Care also includes Monthly Vehicle Health Reports and lets you schedule service appointments from the driver's seat.



REMOTE ACCESS Sonata's Remote Start can be customized to match driver preferences. Remote Start with Climate Control includes the option to set a 1- to 10-minute engine timer, as well as the option to select a desired cabin air temperature or set the windshield defroster. If your plans change after remote-starting your car, you can stop the engine remotely, too.⁶



DESTINATION SEARCH POWERED BY GOOGLE™ Use your voice to easily find an address or point of interest from the driver's seat, while keeping your eyes on the road. For quicker navigation to your next destination, send search results from your phone directly to your Sonata via our Web or mobile app.

EXTERIOR COLORS



Phantom Black

Venetian Red

Shale Gray Metallic

Symphony Silver

Quartz White Pearl

Lakeside Blue

Dark Truffle
(1.6L/2.4L trims only)

Nouveau Blue
(1.6L/2.4L trims only)

INTERIOR COLORS


Beige Cloth

Gray Cloth

Gray Leather

Black Leather

Beige Leather



Metalgrain Appearance
SE / ECO

Carbon Fiber Appearance
Sport

3-D Tech Appearance
Sport 2.0T & Limited 2.0T

Dark Woodgrain Accent
Limited

Woodgrain Accent
Limited

WHEELS



SE & ECO 16" Alloy Wheel

LIMITED 17" Alloy Wheel

SPORT 17" Alloy Wheel

LIMITED 2.0T 18" Alloy Wheel

SPORT 2.0T 18" Alloy Wheel

EXTERIOR DIMENSIONS

• Wheelbase	110.4 in
• Overall Length	191.1 in
• Overall Width, excluding mirrors	73.4 in
• Overall Height	58.1 in
• Tread Width, front/rear 16" wheels	63.5/63.8 in
• Tread Width, front/rear 17" wheels	63.1/63.3 in
• Tread Width, front/rear 18" wheels	62.9/63.1 in

INTERIOR DIMENSIONS

• Head Room, front/rear	40.4/38.0 in
• Legroom, front/rear	45.5/35.6 in
• Shoulder Room, front/rear	57.9/56.5 in
• Hip Room, front/rear	55.3/56.1 in
• Cargo Volume	16.3 cu ft
• Passenger Volume	106.1 cu ft
• Total Interior Volume	122.4 cu ft

PERFORMANCE

• 2.4L Engine	GDI 4-cyl
Horsepower/Torque	185 hp/178 lb-ft
• 2.0L Engine	GDI 4-cyl turbo
Horsepower/Torque	245 hp/260 lb-ft
• 1.6L Engine	GDI 4-cyl turbo
Horsepower/Torque	178 hp/195 lb-ft

EPA MILEAGE ESTIMATES (CITY / HIGHWAY / COMBINED)

• 2.4L SE	25/38/30 MPG
• 2.4L Sport & Limited	25/36/29 MPG
• 2.0T Sport	23/32/26 MPG
• 2.0T Limited	21/31/25 MPG
• 1.6T Eco	28/38/32 MPG
• EPA Classification	Large Car

2016 SONATA SE

KEY STANDARD FEATURES

- 185 hp, 2.4L Gasoline Direct Injection 4-cylinder engine
- 6-speed automatic transmission with SHIFTRONIC®
- 16" alloy wheels
- Rear lip spoiler
- 7" color touchscreen audio display
- AM/FM/SiriusXM®/CD/MP3 audio system
- HD Radio™ technology with multicasting
- Blue Link® connected car system
- Tilt-and-telescopic steering wheel with audio, phone and cruise controls
- 6-way manual adjustable passenger seat
- 60/40 split fold-down rear seatback
- Power windows with driver auto-down/up
- Rearview camera
- Driver blind spot mirror
- 7-airbag safety system with advanced dual front airbags and Occupant Classification System
- Electronic Stability Control with Traction Control System
- Automatic headlights
- Heated power side mirrors
- Solar control glass

2016 SONATA ECO

KEY STANDARD FEATURES

- SE Standard Equipment plus:
- + 178 hp, 1.6L Gasoline Direct Injection 4-cylinder engine with twin-scroll turbocharger
 - + 7-speed EcoShift Dual Clutch Transmission with SHIFTRONIC®
 - + LED Daytime Running Lights
 - + Side mirror-mounted turn signal indicators
 - + Power driver seat with lumbar support
 - + Instrument cluster hood stitching
 - + Leatherette interior door panel inserts

2016 SONATA SPORT

KEY STANDARD FEATURES

- SE Standard Equipment plus:
- + Sport 17" alloy wheels
 - + Sport front bumper fascia
 - + Sport front grille
 - + Sport rocker panels with chrome molding
 - + Dual exhaust system
 - + Side mirror-mounted turn signal indicators
 - + Chrome exterior accents
 - + LED Daytime Running Lights
 - + Power driver seat with lumbar support
 - + Carbon fiber appearance interior accents
 - + Instrument cluster hood stitching
 - + Leatherette interior door panel inserts

PREMIUM PACKAGE

- Sport Standard Equipment plus:
- + Blind Spot Detection with Rear Cross-traffic Alert
 - + Hands-free smart trunk
 - + Chrome exterior door handles with welcome light
 - + Proximity key entry with push-button start
 - + Sport seats with leather bolsters and cloth inserts
 - + Heated front seats
 - + Leather-wrapped steering wheel and shift knob
 - + Dual zone automatic temperature control
 - + Floor console-mounted rear vents
 - + Front passenger power window auto-down/up

TECH PACKAGE

- Sport Premium Package plus:
- + Power tilt-and-slide sunroof
 - + 8" touchscreen navigation system
 - + Dimension® premium speakers with subwoofer and amplifier (360 Watts)
 - + Electroluminescent gauge cluster with 4.2" color LCD multi-info display
 - + Auto-dimming rearview mirror with compass and HomeLink®
 - + SiriusXM Travel Link® (complimentary trial)

2016 SONATA LIMITED

KEY STANDARD FEATURES

- Sport Standard Equipment plus:
- + Limited 17" alloy wheels
 - + Power tilt-and-slide sunroof
 - + LED taillights
 - + Blind Spot Detection with Rear Cross-traffic Alert
 - + Hands-free smart trunk
 - + Chrome exterior door handles with welcome light
 - + Proximity key entry with push-button start
 - + Woodgrain interior accents
 - + Leather-wrapped steering wheel and shift knob
 - + Leather seating surfaces
 - + 6-way power adjustable passenger seat
 - + Heated front and rear seats
 - + Dual zone automatic temperature control
 - + Floor console-mounted rear vents
 - + Leatherette door panel inserts with stitching
 - + Auto-dimming rearview mirror with compass and HomeLink®
 - + Premium door sill plates
 - + Front passenger power window auto-down/up

TECH PACKAGE

- Limited Standard Equipment plus:
- + Panoramic tilt-and-slide sunroof
 - + High Intensity Discharge Xenon headlights
 - + 8" touchscreen navigation system
 - + Infinity® premium speakers with subwoofer and amplifier (400 Watts)
 - + Electroluminescent gauge cluster with 4.2" color LCD multi-info display
 - + Integrated Memory System for power driver seat and exterior mirrors
 - + Ventilated front seats
 - + Heated steering wheel
 - + Manual rear side window sunshades
 - + LED interior lights
 - + Glossy black door surround and outside mirror accents
 - + SiriusXM Travel Link® (complimentary trial)

ULTIMATE PACKAGE

- Limited Tech Package plus:
- + Automatic Emergency Braking
 - + Smart Cruise Control with stop/start capability
 - + Lane Departure Warning
 - + Automatic High Beam Assist
 - + Rear parking sensors
 - + Electronic Parking Brake with automatic vehicle hold

2016 SONATA SPORT 2.0T


KEY STANDARD FEATURES

- Sport Standard Equipment plus:
- + 245 hp, 2.0L Gasoline Direct Injection 4-cylinder engine with twin-scroll turbocharger
 - + Sport-tuned suspension and steering
 - + Larger front brakes
 - + Sport 2.0T 18" alloy wheels
 - + Rear diffuser and quad exhaust tips
 - + High Intensity Discharge Xenon headlights
 - + LED taillights
 - + Blind Spot Detection with Rear Cross-traffic Alert
 - + Hands-free smart trunk
 - + Chrome exterior door handles with welcome light
 - + Proximity key entry with push-button start
 - + 3-D Tech appearance interior trim
 - + Leather-wrapped D-cut steering wheel with paddle shifters
 - + Sport shift knob
 - + Sport leather seating surfaces
 - + Sport instrument cluster
 - + Dual zone automatic temperature control
 - + Floor console-mounted rear vents
 - + Leatherette door panel inserts with stitching
 - + Auto-dimming rearview mirror with compass and HomeLink®
 - + Premium door sill plates
 - + Front passenger power window auto-down/up

2016 SONATA LIMITED 2.0T

KEY STANDARD FEATURES

- Sport 2.0T Standard Equipment plus:
- + Limited 2.0T 18" alloy wheels
 - + Panoramic tilt-and-slide sunroof
 - + Automatic Emergency Braking
 - + Smart Cruise Control with stop/start capability
 - + Lane Departure Warning
 - + Automatic High Beam Assist
 - + Rear parking sensors
 - + Electronic Parking Brake with automatic vehicle hold
 - + 8" touchscreen navigation system
 - + Infinity® premium speakers with subwoofer and amplifier (400 Watts)
 - + Electroluminescent gauge cluster with 4.2" color LCD multi-info display
 - + Integrated Memory System for power driver seat and exterior mirrors
 - + 6-way power adjustable passenger seat
 - + Ventilated front seats
 - + Heated rear seats
 - + Heated steering wheel
 - + Manual rear side window sunshades
 - + LED interior lights
 - + Glossy black door surround and outside mirror accents
 - + SiriusXM Travel Link® (complimentary trial)



The 2015 Hyundai Sonata
Winner of an Edmunds.com
Top-Rated Award

HYUNDAI
Assurance
HYUNDAIASSURANCE.COM

Our commitment to Hyundai owners doesn't end with the transfer of keys. Wherever the road takes you, we've got your back with Hyundai Assurance, an umbrella of services and benefits that includes America's Best Warranty, 24/7 Roadside Assistance, innovative safety and car care features...and more.

AMERICA'S BEST WARRANTY

POWERTRAIN LIMITED WARRANTY

10 YEARS 100,000 MILES

NEW VEHICLE LIMITED WARRANTY

5 YEARS 60,000 MILES

ANTI-PERFORATION WARRANTY

7 YEARS UNLIMITED MILES

24/7 ROADSIDE ASSISTANCE

5 YEARS UNLIMITED MILES

See dealer for LIMITED WARRANTY details. Fuel economy estimated by EPA for comparison only. Mileage may vary. While the information contained in this brochure was correct at the time of printing, specifications and equipment can change. Feature comparisons based on competitor information available at the time of printing. No warranty or guarantee is being extended in this brochure, and Hyundai reserves the right to change product specifications and equipment at any time without incurring obligations. Some vehicles are shown with optional equipment. Specifications apply to U.S. vehicles only. Please contact your Hyundai dealer for current vehicle specifications. As part of Hyundai's commitment to a responsible environment, this brochure was printed using paper certified by the Forest Stewardship Council.® FSC® certification helps ensure that the highest social and environmental standards are met in the making of the paper we use, contributing to conservation, responsible management, and community-level benefits for people near the forests.

